

A woman with long dark hair, wearing a pink floral top and blue jeans, is sitting on a stone ledge and smiling. In the background, there is a building with 'LLOYDS BANK LIMITED' written on it and a striped awning.

# Line Dancer

The monthly  
magazine  
dedicated to  
Line dancing

July 2015  
Issue 231 • £3.50

Tina Argyle  
THE BRIGHT SIDE OF LINE

**14 GREAT DANCE SCRIPTS**

INCLUDING: SKIP THE LINE · WEDDING PROSPECT · HELLO WALLS · SIRENS



# GLAN Y MÔR COUNTRY & WESTERN FESTIVAL

**11th, 12th, 13th SEPTEMBER 2015**

**STARTS @ 7.30 ON FRIDAY 11th**

Lunchtime Saturday 12th & Sunday 13th 12.00 - 3.30pm Partner & line dance classes

**Saturday: Theme Night - Cowboys & Indians**  
**Sunday: Theme Night - Saloon Girls & Vicars**  
**Western Dress welcome throughout the Festival**

**Great Acts**  
**Johnny Holland**  
**Cheyenne Duo**  
**Mike Kelly**  
**Amy Morgan**  
**Streamline Duo**  
**Lainey West**  
**Nigel Slater**

Large Room • Indoors • Stalls

CAMPING AND STATIC VANS AVAILABLE ON REQUEST.  
Statics £129 for Festival weekend, Tourers £12 p/night inc.  
Entry to club. Weekend pass - £10, or £5 per day.

For details Tel: 01970 828900 - or find us on Facebook.

website: [www.sunbourne.co.uk](http://www.sunbourne.co.uk) or go to: [www.mikekellycountry.com](http://www.mikekellycountry.com)

Glan y Môr Leisure Park, Clarach Bay, Aberystwyth, SY23 3DT



**SUNBOURNE**  
LIMITED

# Dear Dancers



Summer is definitely upon us and the month of July brings hopes of long lazy afternoons, barbecues and sand in your shoes. The reality may be a little different wherever you may be but we hope to bring you a sunny side up magazine celebrating all that is good and great about Line dance.

Tina Argyle is our cover girl this month and it would be difficult to find someone more upbeat and more fun than her on any dance floor in the world. She is, simply put, a lovely person on the floor and off and you can find out a little more about this very personable and talented choreographer.

You can also find out a little more about another dance personality who is making a name for herself more and more, Laura Sway.

As I said earlier this month we really do celebrate dance in every way and we pay tribute to a great instructor that will be missed not least by his wife but also by the many, many friends and dance students he brought joy to every week of the year. His name is John Briffa. Sue, his wife looks back on a life dedicated to dance.

We also cover the world's events here and there as we often do. From Scotland to Toronto, Indonesia and not least Norway, there are plenty of pictures to bring a smile to your face. My word, Line dancers certainly know how to raise the roof wherever they are!

On the music side of things, we meet up with old friends The Jive Aces and the release of their brand new album as well as a selection of new releases to keep you in the picture of all that's new and exciting in music.

We also introduce a brand new monthly section this month and I am thrilled about it. Technique is all too often a word that sends shudders down dancers backs. Yes everyone wants to be better on a dance floor but too often it all seems so complex and unattainable. So imagine my joy when I came across a blog from Brian Barakauskas a while back. Brian, whom you could read a profile of in our last issue, has devoted part of his life in making technique an everyday occurrence for his students. His words are simple and effective and anyone can understand and apply his knowledge and demos to their life. Read the first of 'Best in dance' and see what I mean! I really hope that you will benefit from this new series. Incidentally you will also find a video of each monthly section on the [www.linedancerweb.com](http://www.linedancerweb.com) website.

Of course, you can also find all the usual columns and features you love in this magazine. The team hopes you enjoy it and have a great start of your summer!

Till next month.

*Laurent*



# STAGECOACH PROMOTIONS LTD

## CELEBRATING OUR 25TH ANNIVERSARY IN 2015

Why not join us for one of our line dance, partner dance or country music weekends – there are lots of weekends to choose from – we hope to see you at some of them!

### 2015 Weekends

**September 18 - 21, 2015**

**Durrant, Bideford, Devon**

Country/Partners/Lines

With Henry Smith Band, Kalibre, Plain Loco (Steve & Tony), and Pedro - Western Lines (Line dance) and Golden Eagle (Partners)

**Trouville, Sandown, Isle of Wight**

All levels Party Wk/end

With Streamline, Fool's Gold and Ronnie Del Rio – Western Lines

**November 6 - 9, 2015**

**Riviera, Bournemouth, Dorset**

Improver/Intermediate

With Magill, Lass Vegas and Natalie – Peace-Train / Michelle Risley

**November 27 - 30, 2015**

**Toorak, Torquay, Devon**

All levels Party Wk/end

With The Westcoasters, Gambler, and Dave Montana – Western Lines

This Torquay break is also available as a two night break (Fri & Sat) at £145 pp

### 2016 Weekends

**May 20 - 23, 2016 • Durrant, Bideford, Devon**

Country/Partners/Lines

Texas Tornados, Tennessee Country (with Boxcar Kelly), Double Trouble (Ainsley & Andy), Chris Harris and Rob T Country (Stig) - Western Lines (Line) and Golden Eagle (Partners)

**September 16 - 19, 2016**

**Durrant, Bideford, Devon**

Country/Partners/Lines

Cheyenne, Stonecold Country, and The Thrillbillies, Western Lines (Line) & Golden Eagle (Partners)

**October 7 - 10, 2016**

**Trouville, Sandown, Isle of Wight**

All levels Party Wk/end

With Plain Loco, Southern Union and Chris Mezza – Western Lines

**November 4 - 7, 2016**

**Riviera, Bournemouth, Dorset**

Improver/Intermediate

With Alan Gregory, Natalie and Douglas & Crooks – Peace-Train / Michelle Risley

**November 25 - 28, 2016 • Toorak, Torquay, Devon**

All levels Party Wk/end

With Black Steel, Tennessee Country and Kay'D - Western Lines

### 2016 Weekends

**February 19 - 22, 2016**

**Wessex, Bournemouth, Dorset**

All levels Party Wk/end

With Fool's Gold, Double Trouble and Rick Storm - Lois Lightfoot

**April 8 - 11, 2016 • Wessex, Bournemouth, Dorset**

Beginners/Improvers

With Streamline, Cheyenne and Alan Gregory – Western Lines

**April 29 - May 2, 2016**

**Trouville, Sandown, Isle of Wight**

All levels Party Wk/end

With Streamline, Chris Mezza and Ainsley – Western Lines

### 2017 Weekends

**February 17 - 20, 2017**

**Wessex, Bournemouth, Dorset**

All levels Party Wk/end

With Acts to be arranged shortly - Lois Lightfoot

**April 7 - 10, 2017 • Wessex, Bournemouth, Dorset**

Beginners/Improvers

With Acts to be arranged shortly – Western Lines

**May 19 - 22, 2017 • Durrant, Bideford, Devon**

Country/Partners/Lines

With Acts to be arranged shortly – Western Lines (Line) & Golden Eagle (Partners)

Prices for 3 nights' half board are currently from £185.00 p.p. to £205.00 p.p. Prices are based on a minimum of 2 sharing. If Single Room supplements apply, add £10 to £20 per night. The Isle of Wight October events are now £205 p.p., including the car ferry (self drive).

## STAGECOACH PROMOTIONS LTD

Ground Floor Flat, 10 Marine Drive West, Barton on Sea, Hants., BH25 7QH

Tel 07739 905 583 / 07881 864 251

Home Line 01425 616 297

Email: [lesley\\_stagecoach@hotmail.com](mailto:lesley_stagecoach@hotmail.com) • [www.stagecoachpromotions.com](http://www.stagecoachpromotions.com)



Clare House  
166 Lord Street  
Southport PR9 0QA  
☎ 01704 392 300

### Subscription Enquiries

☎ 01704 392 300  
subs@linedancerweb.com

### Agent Enquiries

☎ 01704 392 353  
distribution@linedancerweb.com

### Web Support Team

Judy Dix and Steve Healy  
☎ 01704 392 333  
admin@linedancerweb.com

### Webmaster

Paul Swift  
webmaster@linedancerweb.com

### Publisher

Betty Drummond  
betty.drummond@linedancerweb.com

### Managing Editor

Laurent Saletto  
editor@linedancerweb.com

### Editorial Assistant

Dawn Middleton  
dawn.middleton@linedancerweb.com

### Dance Script Editor

Kath Butler  
kath.butler@linedancerweb.com

### Advertising Sales

Steve Healy  
☎ 01704 392335  
steve.healy@linedancerweb.com

### Circulation Manager

Phil Drummond  
distribution@linedancerweb.com

### Production Manager

Mike Rose  
production@linedancerweb.com

### Production Team

Emma Lyon, Amy Houghton,  
Ian McCabe and Dave Atherton

'Boot Logo' inspired by London Boots Ltd.

Linedancer Magazine is published in the United Kingdom by



Champion Media Group

© 2015 Champion Media Group. All rights reserved.  
No portion of this publication may be copied, transmitted or reproduced  
in any medium without prior written consent from the publisher.  
Comments and opinions contained herein do not necessarily  
reflect those of the publishers.

ISSN 1366-6509

We proudly support



# Contents

This month ...



20

## THE SPIRIT OF A DANCER

Paying tribute to John Briffa



50

## BEST IN DANCE

Achieve your full potential with Brian B



71

## LAURA LOOKS BACK

What makes Laura Sway  
tick on a dance floor

### Favourites

- 6 Grapevine
- 36 Steppin' Off The Page
- 57 The Charts

## This month's Dance Scripts

- 36 Brand New Man
- 37 Good Thing Going
- 38 The Bomp
- 39 My Country
- 40 Like Coca Cola In Hollywood
- 41 Skip The Line
- 42 Wedding Prospect
- 43 Hello Walls
- 44 Love Ain't Here Anymore
- 45 Wake Me Up Billy
- 46 Don't Leave
- 47 No, No, Honey I'm Good
- 48 And Get It On
- 49 Sirens





## No Stopping Sandra!



Line dance teacher, Sandra Speck, handed over a cheque for £10,242 to Midlands Air Ambulance representatives recently. Sue Bradshaw told Linedancer, "Sandra is the driving force behind raising this amazing amount of money and she has worked tirelessly all year organising events. However she took the opportunity to thank all her classes, friends, family and all those

who attended her charity events for all their hard work and support in helping to raise the money. A sponsored dance a mile during a week in March raised over £5,000 and a charity day raised a further £3,000. The rest came from regular raffles, socials and fund raising events. After one of her ladies was involved in a bad car crash and needed an Air Ambulance

Sandra has chosen to support this charity. Since 2009 an incredible sum of £54,400 has been raised which the representatives said would have helped to save 22 lives. There is no stopping Sandra though, she is already planning events for the coming year."



# On Holiday with Richard

Recently, Richard Palmer, along with his friend Leanne, went to Spain for a holiday! Whilst enjoying the Spanish sun, they met up with Julie Lockton in Benidorm and went along with her to Marie Monk's Line dance class at the Albir Garden resort in Albir! Julie tells us more, "The class, and Marie, were surprised to see Richard walk in! Inbetween the cocktail and the ice-cream, Richard kindly taught his new dance, co-written with Yvonne and Lorna, 'To Be Loved By You' which everyone enjoyed!

Marie had actually taught this the week before so it was extra nice to have Richard there the following week to do it again! He also danced 'Brave' too with Marie! Marie has been teaching in Spain for years now and currently runs her classes at the Albir Garden Complex in the town of Albir along from Alfaz del Pi & Benidorm. As with most Line dancing in Spain, it will soon finish for the summer season but will re-commence in September. Thanks Richard for coming along to dance on your holiday!"



## Forthcoming Charity Events

**Saturday 26 September 2015**

Line Dance Workshop And Social Charity Event. All levels of Line dance will be taught, from Beginner to Intermediate. Venue: Over Community Centre, 16 The Doles, Cambridge CB24 5NW.

Confirmed instructors: Kim Ray; Peter and Alison; Andrew and Sheila; Cato Larsen (Norway). DJ: Adrian Checkley. Evening with Natalie Thurlow. Schedule: 12.00 noon Doors Open; 12.30 - 5pm Workshops; 5.00 - 5.30pm Afternoon Reviews; 6.30 - 8.30pm Buffet £5 on the day (optional); 7.00 - 11.45pm Disco & Live Music with Natalie. Limited numbers, tickets in advance - all day ticket £15; day or evening £8. All proceeds will go to the Stroke Association. For more info contact: Jo Kinser - Tel: 07915 043205 or email: [jo@jjkdancin.com](mailto:jo@jjkdancin.com)



# Celebrating 20 years!



“We held a very special dance last month with Alan Gregory,” says Joy Ashton of Southern Stomp Line dance club. “I think he is one the best entertainers on the circuit, having experienced quite a few in my time! He is professional, charming, has a lovely manner with his audience, he is funny but not smutty and has a wonderful delivery of old and new songs that we can all dance to or just appreciate as listeners. From an organiser’s point of view he was a pleasure to deal with and I knew all our dancers and non-dancers would have a great performance, which they did!”

Alan performed at Telscombe Hall last month as part of their 20 year celebrations. Joy Ashton says, “Alan performed three sets of old favourites and new country songs to the appreciative audience who enjoyed an afternoon of Line dancing and a welcome tea break! Alan’s set list was bang up to date with new favourites Rock & Roll King, New Shade Of Blue, Triple Mix as well as great classics Lamtarra Rumba, Just For Grins, Just A Memory and many more. Some of our dancers had never experienced Alan Gregory and all commented on his fabulous performance, pitch perfect delivery and great showmanship. He has a really warm personality that comes across to all of his audience, and is a pleasure to host as well as to dance and listen to, what more could Line dance clubs ask for? We have some special social events this year to celebrate our 20th year, many of the club members started their Line dancing with us and enjoy a varied programme of social activities throughout the year ranging from theatre trips, walks, bowling, skittles, barn dances and of course their weekly Line dance classes, the latter being the most important of course!”





## Dancing Denise



A Line dance afternoon led by Heather Hamilton, was held recently in memory of a very popular dancer, Denise Caton. Marlene Gascogne tells us, "Denise loved to Line dance and attended a class every day, sometimes twice on a Friday. Denise died in April while on holiday in India. She would have been 65 on the 8th of June and she is missed by everyone in our Line dance community in South Yorkshire."

## It's Back

Good News, we can all now share our thoughts, ideas, suggestions and even have a bit of a grumble if we so wish. Yes, your Message Board is back. You can find this in the 'CLUB' section on [www.linedancerweb.com](http://www.linedancerweb.com).

Below is a selection of the areas that you can cover.

## The New Website

Here's where we meet, greet and welcome new members to the board and offer help and advice for anyone having trouble finding their way around the site.

## On The Floor

This forum is for sharing information, news and views about what is happening on the dance floors in your area. It's open for any dance related topic.

## Off The Floor

Our famous chill out zone. Play games, host quizzes, share jokes. The place for Line dancers to relax off the dance floor. Forget your worries and have a laugh with good friends. Don't take anything seriously in this forum – it's strictly for fun.

## New Dance Releases

This is for those actively looking for news about the latest dance releases. Here you can promote your own new dances, mention others and share news and views about what's hot. Don't forget to leave a dance review and vote for it in the charts too.



## Dances Taught


Here you can chat about dances you have taught, reviewed or resurrected and share feedback about how they went. BUT don't forget to complete the teaching survey too, on a regular basis, as it shows what has been taught by whom, where and when.

## Forthcoming Events

Here you are welcome to add details of your upcoming events, socials and holidays. Be sure you give full information and contact details. For details on banner or button advertising on the site call Steve Healy on 01704 392 352.

So don't miss your chance to be read by Line dancers on a message board specially designed for you!





## Carl Plays Country

Margaret Howarth of Route 66 in Worthington told us about the great time everyone had at their recent monthly social. She says, "Country singer Carl Shay provided three sets of upbeat country music and a really good acoustic version of Garth's, The Thunder Rolls. After an evening of country music Carl finished with his version of Uptown Funk for the girls."



## 25 Years In Teaching

Mick Shann of Texan Dudes Line Dancing would like to congratulate wife, Lavinia, for 25 years of teaching fitness. Mick proudly tells us, "Having passed her exams with the YMCA, Lavinia started classes in North Finchley and has not looked back since. She is also on the Register of Exercise Professionals and is a member of Fitness Professionals. Through her fitness instruction she found Line dancing and subsequently passed exams with the IDTA and BWDA, as did I under her instruction. As a result, she is also fast heading towards 25 years in teaching Line dancing. Congratulations Lavinia."





# THE BRIGHT

Anyone who has had the pleasure of meeting *Tina Argyle* knows that she is definitely sunny side up! Here she is, chatting to Laurent.



**Laurent Saletto:** *Hi Tina, thank you for agreeing to this interview.*

Tina Argyle : Not at all, my pleasure!

**LS:** *Okay, first things first! Let us start at the very beginning.... tell us a bit about you in everyday life?*

TA: Well, I was born in 1970 in Leicester. I'm the eldest of three daughters. (laughs) Actually I'm quite a bit older but we won't go into that! My everyday life? I live with my partner and best friend Glen Douglas, (part of the Line dance duo Douglas & Crooks) in a small village on the outskirts of Norwich with our four children Matt 18, Hayley 16, Jackson 13 and Beau 10 and our huge dog Benson. Yes, it's total chaos, but I love it.

**LS:** *Always been a dancer?*

TA: Sport was my real true love during my school years I must admit. I played hockey and golf but horse riding was a huge part of my childhood. I competed at Wembley Arena in 1986 at The Horse of The Year Show and came sixth. I thank my parents for all their hard work and giving me such an amazing opportunity, not to mention endless hours (she chuckles) of watching me being eliminated and falling off many many times.

**LS:** *What is a typical day for Tina?*

TA: Typical? What's that.... I guess it would be that once the kids are at school we head off to the gym for a workout, then it's lunch and off to class. To be honest I'm not really sure



how everything gets done in a day, but it does. Our club "laughter Lines" is going to The Thursford Christmas Show this year for our annual festive outing. So there is a lot of paperwork and organising for the 110 of us and THAT keeps me busy! I teach from AB to intermediate dancers with the odd advanced workshop thrown in for those who wish to attend. I love my job, really do.

**LS:** *Tell me about your relationship to dance then?*

TA: I know it sounds like a cliché but dancing has been a passion from a very early age. Now oddly enough it was never about lessons like tap and ballet, but for me it always was about loving music. It's everything to me.



# SIDE OF LINE



**LS: Were your parents musical?**

TA: Gosh yes! They played in a band for years when I was growing up and the times I was allowed to go I would be on the dance floor all night. (She laughs) I remember people giving me change and sweets for my dancing ... so you see some things never change. My Nan looked after me quite a lot growing up too, her father was Irish and I do have a deep passion for that genre of music, she used to play the piano accordion and I'd dance around the living room like a loon – legs and arms flailing about .... Again some things never change! Though I lost her earlier this year, I miss her very much. She was a massive influence on my life.

**LS: So... Line dance... how does it all begin for you?**

TA: Well, my story is similar to many people's in as much as I was a gym instructor and went to learn Line dance to save the leisure centre closing on a Sunday night. At the time we, fitness instructors, took a bit of a slating for "jumping on the Line dance band wagon" but some preferred it and switched to it full time - me included! I must have made the right decision because I have never looked back.

**LS: So it was a happy "accident"...**

TA: Oh yes it was! I had one class and taught this one class (153 people) for quite a few years, and because it was for the leisure centre I had agreed to stay on my hourly rate. I did regret that it has to be said! For my dancing friends, we all took the journey together, it was new and


different, we learnt together and laughed even more.

**LS: I must admit that happiness seems to exude out of you Tina. You really are someone who refuses misery...**

TA: Absolutely. Laughs and fun have always been important factors for me - I just love people to have a great time and escape for a while from everyday life, chores, bills and ironing. We all need that and if I can help people achieve it in any way with Laughter Lines, that's good enough for me. A good class gives people somewhere to be with people they wanted to be with doing what they enjoy doing.

No wonder Line dance is still going strong. This is the best part for me.





**LS:** *You are often involved in weekend events. Is that something you enjoy doing?*

TA: Very much so. People go away for a good time and it's my job along with others to make sure that happens. I love working with the bands and I really hope live music never dies out, it would be tragic. It adds to the whole atmosphere of a night for me, and I've had many conversations with bands that turn themselves inside out contemplating song choices. They are all dedicated acts in my opinion.

**LS:** *A lot of your music choices are popular with bands...*

TA: Let us just say that I've had a great year dance wise and I'd like to thank

all the bands for choosing some of my dances to play. Corn Don't Grow has had a great run in the charts - there's nobody more surprised than me (She laughs). It's lovely to hear musicians say how much they've enjoyed performing it. Quite a lot of my tracks are Glen's suggestions it seems we are a good combination!

**LS:** *You touch upon your choreographing skills. Are you easily inspired?*

TA: The primordial element for me is to like the music.. And I try to fit the footwork to hit things in the track. Sometimes they're obvious and sometimes it's only me that hears it. The hard bit is that a step or combination then opens the same door for any dancer, enables them to "dance" what I hear.

**LS:** *You don't often "plug" your dances on social networks. Is that something you are not interested in?*

TA: When I write something I do it for personal satisfaction, I guess that's why we choose to do this for a living. However I also try to think about who will enjoy it ... And more importantly (chuckles) WILL it be enjoyed? If I ever think "no" it's changed. I'm finding more and more that people expect me to teach my own stuff, so the writing continues but I also promote other choreographers dances as well, again it's the dancers I have in mind that they are learning dances that they are going to get good use and enjoyment out of. So self promotion is never on the cards for me. Not really.

**LS:** *The first time I really met you,*



# THE BRIGHT SIDE OF LINE



*I was really impressed. You had a bunch of kids around you and I loved your interaction with them. Do you remember?*

TA: Boy do I? It was for the 18th CBA's and Linedancer saw an opportunity to tie me in with the "Magic" theme of that year. My dance Kind Of Magic (previously nominated for intermediate dance of the year) was used for the nominees dance for the opening ceremony - "What an honour!" I was totally thrilled! I then received an email from Steve Healy asking if I was "up for a challenge" to which thankfully the answer was yes!

**LS: And it was a challenge!**

TA: (laughs) No kidding! I was given a group of children aged nine - 11 to

teach them my dance for the opening ceremony .... Oh ..... And they had never Line danced before – EVER. Saturday morning I was introduced to "the kids" and they were of course Pre Skool. In reality, they are the cutest, most special little people I've had the pleasure of working with! They are trained in a totally different form of dance with different terminology. So how could I get round this in a few hours? Basically I re-named the steps and we all made up our own. Unorthodox I know, but it worked. When I think about it, it is a bit like all my classes anyway (laughs)

**LS: You did a great job, I remember thinking how terrific they all were and how much they loved it. As a matter of fact, they wrote to me afterwards to say they wanted to continue Line!**

TA: Wow! Well, they were fabulous on the night and everyone loved them. I feel very lucky to have spent the whole morning with them, I was very proud and this is a memory I will treasure. I'm still in touch with them, Stacey lets me know where they are and what they're up to.

**LS: Music. You say it is defining for you. What do you say to the eternal question, pop versus country!**

TA: Okay, well, I LOVE country music and it is prominently my first choice to write to. I personally feel Line dance moves lend themselves best to it. That said, I do dance, teach and sometimes write to pop. I don't mind any music, as long as I like it, the steps fit well and it's suitable for who I am teaching it to. ... more



Yes, music has changed a great deal from 20 years ago - but so have I, so have we. I used to pack high heels and Alka-Seltzer for weekend events, now it's knee supports and hot chocolate. In truth, it is a bit of a non question for me because it can't have made that much of a difference, we're all still doing it.

**LS: Did you ever have role models? Or still do?**

TA: Not just one, the whole top table! Jo Thompson is amazing I remember seeing her over here years ago and thinking how graceful she was, a beautiful dancer. I just wanted to be like her... one day. Maybe. I loved to see the original Masters In Line (Rob, Rachel, Paul and Pedro) perform at the CBA's too. Their demos used to be amazing and create a real buzz which would inspire us all afterwards.

**LS: What is your own favourite dance?**

TA: I See Me. I never get tired of dancing or listening to it. From the moment Glen played it to me the steps just oozed out and I fell in love with the track instantly. Some songs just go straight into the core and for me, that's one of them.

Corn Don't Grow will always be very special too. It filled the floor at the CBA's last year WOWSA! A personal highlight for me .Who'd have thought eh?

**LS: A favourite from someone else would be....**

TA: Into the Arena by Michael Vera Lobos - gorgeous footwork to the track, different and way before its time. I also like it because people think I wrote it (chuckles) I think it's the Tina Arena bit that does it.

**LS: Looking back what is the best thing about Line dance for you?**

TA: I've been lucky enough to teach in the Netherlands, Holland, Iceland and Paris. I loved doing that but it is hard work organising trips abroad with four kids though so I tend not to travel out of the UK now. However, the thing I am most proud of is growing human beings. I love being a Mum. It's not an easy task but well worth the effort ... and ... the stretch marks, varicose veins, grey hair and a non existent bank account.

I'm hoping they all do well and look after me in my later years and then I will be able to teach a few dances in the nursing home wearing pom pom slippers to my fellow inmates. But there are quite a few years ahead before THAT happens, I hope.



# THE BRIGHT SIDE OF LINE







**NATIONAL DAY** 2016  
SATURDAY 19 MARCH

## LDF ABERDEEN

**The Menzies Hotel, Dyce**  
2 p.m. to 11.30 p.m.  
£13 for the full day or £8 for the evening.  
For more info contact Elma Robertson.  
Phone: **01651 842761**

## LDF GLASGOW

**Knights of St Columba, Moodiesburn**  
Tickets £12 All Day or £7.50 Aft/Eve only  
With Lizzie Clarke, Willie Brown,  
Diana Dawson, Lorna Mursell and  
Nathan Gardine  
Contact Josephine Dicks  
phone: **07539 824264**  
or via the Facebook event page

## LDF EDINBURGH

**Bainfield Bowling Club, Crossway**  
Tickets £12 from 2 till 11.30 pm  
With organiser Rep Ghazali-Meaney,  
DJ Crazy Hazy and Instructors/  
Choreographers Heather Barton,  
Lesley Clark, Robert Lindsay, Rep  
Ghazali-Meaney and Siobhan Forrest.  
Contact details:  
phone: **07963 169449**  
email: **dm267@blueyonder.co.uk**

## LDF YORKSHIRE

Venue in York TBC.  
From 1 till 11pm. Tickets from £7 (half day)  
With DJ Growler, and Adrian Churm, Lorna  
Dennis and Jonathan Williamson.  
Contact: Cathy Hodgson  
phone: **07891 862428**  
email: **djmadcat@hotmail.co.uk**

## LDF MANCHESTER

Forum Hall, Wythenshawe, Manchester.  
From 12 till 11.30 pm  
With Alan Birchall & Jacqui Jax, Pat Stott,  
David Diddy Morgan, Joyce Plaskett  
DJ Steve and Claire. Special dance  
performances by Nathan King and Hannah  
Harrison and live singer Richard Palmer.  
Contact Claire Rutter  
phone: **07855 640535**  
website: **www.ldfmanchester.com**  
or through Facebook

## LDF MILTON KEYNES

Wavendon Community Centre  
Milton Keynes. From 2 till late  
With Dee Musk and Natalie Thurlow  
and Kim Ray. All day dancing with  
DJ Adrian Checkley  
Contact Kim Ray  
phone: **07967 096 472**  
email: **kim.ray@hotmail.co.uk**

[www.linedancefoundation.com](http://www.linedancefoundation.com)

# albumreview

from TIM RUZGAR, Linedancer Magazine's resident music reviewer

## KACEY MUSGRAVES PAGEANT MATERIAL

CAPITOL NASHVILLE RECORDS



Texas native Kacey Musgraves began songwriting at the age of eight, she first learned to play music on the mandolin, and then at age 12 started taking guitar lessons. Kacey first got her start in the country music industry at the age of 18 when she would record demos to make money. She joined Lady Antebellum on their 2012 tour in the United Kingdom and also signed with Mercury Records in 2012 and released her debut album, *Same Trailer Different Park*, to which there were several Line dances written.

Kacey's first song **High Time** (114bpm) is a catchy little number, pure country on which she sounds like Lee Ann Womack and this should have a dance to it soon.

**Dime Store Cowgirl** (100/200bpm) was, like all the tracks on the album, co-written by Kacey and what a superb job she has done. This is a cracker of a two-step song and will make a fine dance track.

**Late To The Party** (106bpm) this is a laid back smooth song and Kacey's vocal is an absolute joy. This one could be perfect for a nice little beginner dance.

**Pageant Material** (94/188bpm) is another two stepper and I love this track. This is a fine country song and will delight both Line and couple dancers.

**This Town** (80bpm) those of you that have been country fans for many years would be forgiven for thinking that this is Bobbi Gentry. It's another cool country song from Kacey and another that you could happily dance to.

**Biscuits** (102bpm) once again this is a danceable up tempo number with

some clever, fun lyrics and I can see this becoming a singalong hit at Kacey's live shows.

**Somebody To Love** (90bpm) this is a standout track, it's more of an acoustic track but with some excellent steel guitar work enhancing Kacey's rich voice. Gorgeous!

**Miserable** (100bpm) has some nice guitar fret work and this song would be at home on a Taylor Swift album.

**Die Fun** (118bpm) once again the beat of this track could tempt choreographers to write to it, although they would need to work around the breaks.

**Family Is Family** (112bpm) Kacey impresses with her clever lyrics once again and I love the sentiment behind this song.

**Good Ol' Boys Club** (82bpm) here we have another fun track that could become a bit of an anthem for Kacey whilst **Cup Of Tea** (116bpm) is a very lively track that could find its way to the dance floor.

Kacey finishes off with **Fine** (82bpm) which is a fine waltz track that will surely have a nice dance to it soon but beware there is a hidden track that follows this song.

Kacey Musgraves is a fine talent, destined for big things and the release of this superb album of quality country music is sure to gain her many new fans.

DANCE 4 · LISTEN 5



# The spirit of

John Briffa was a Line dance teacher who lost his battle with cancer earlier this year. His wife Sue tells us why John will be missed not just by her, but by many others who loved his brand of teaching and good humour.

If John was such a popular teacher here in Alicante at 'The Club', Quesada, it is because he was proud of everyone of his Friday beginners pupils. John lived for the joy of introducing new people to Line dance and for him, it was always about fun, exercise and friendship, not just dance lessons. His dance students always became great dancers and they loved what they did as much as John did. He enjoyed dancing here in Spain for over nine years.

John was born in Malta in 1948 in a two room house with six siblings, an Alsatian dog and rabbits in the back yard. His childhood was a happy one though the family slept on beds of straw and did not know the privilege or luxury of an inside toilet or bathroom. But his parents were loving and there was always enough spaghetti to keep everyone contented. Life in the sun was simple and happy. However, John, like many others took the £10 passage to a new life in Australia,

hoping for better prospects. Four years later, he would return to Malta on a liner and his life would change. On board, he met a young girl who was also coming back from Oz with her family. That young girl was me and we promised to continue writing to one another. That we did and soon John left Malta to live in England where eventually we married and started a family.

By the time we reached 40, our family had grown up and it was time to do something for ourselves. That is when we took up ballroom dancing with Mavis and Keith Buckle in Blackburn. Dancing became part of our lives and ballroom changed to sequence dancing. It was a natural evolution you could say for Line dancing to come into play eventually. John was always a "cool dude" and fell in love with Line totally. We would actually go to Line dance a few nights a week at King George's Hall in Blackburn, where the likes of Rob Fowler would



# of a dancer



come and teach 'The Beast' or its easier version 'Adam's Ale'. Dancing was now part of my and John's life and in 1999 we opened our own school at Revidge Fold, Blackburn.

In 2003 John took early retirement and this allowed him to start his own schools in Darwen and Blackburn for Age Concern. I remember that the "ladies" loved John as he was so calm and such a little charmer. I don't think I ever met anyone who did not love his style of easy teaching. He had the knack of making anyone feel they could do anything they put their mind to. He did not pressurise, simply encourage and have fun. With Age Concern, John learnt to keep his teaching even "easier", he had so much patience. No wonder he was such a hit with those ladies!

In 2005, we came to live in Spain having danced in the UK for many years. It was great to see dancing taking off here as

well. John loved his life here. Here he was not just dancing but playing snooker with his friends, enjoying the wonderful weather. John had come back to the Mediterranean where he was always at his most comfortable.

I miss him. But I know he will always be remembered by dancers, friends and workers from Philips Blackburn, Lancashire, where dancing first came into our lives. What we will miss most of all will be his kindness and the love he had for everyone.

We held an event at 'The Club' Quesada, Alicante, Spain on Saturday 11 April in his honour. We raised an amazing €1,075 for cancer research. The generosity of those present made me realise how many lives John had touched, how many people will miss him. And when we dance, we will always feel he is with us. The spirit of a dancer is an indestructible one.







# Norway's perpe





# eternal dance

Kom og Dans!  
That's Norwegian for  
'Come Dancing' and guest  
instructor, *Betty Drummond*  
tells us a little from this  
terrific event.

Come dancing is exactly what happened  
in beautiful Bergen, a city and municipality  
on the Bergen peninsula in Hordaland  
county on the west coast of Norway,  
during May's last weekend this year.

The weather was a little cold and very,  
very wet but the dancing was blisteringly  
hot and fun, fun fun.

This year Line dance instructors included  
our own Steve Healy and the legendary Jo  
Thompson Szymanski with her husband  
Tim who also coached West Cost Swing.  
Specialist instructors included Sidsel and  
Johan Fasting and they gave lessons in  
the Fasting Swing, the Swedish Bug, and  
Salsa to mention but a few! Many styles  
were catered for and that made for a lot of  
very happy dancers.

Amund Storsveen lead the team of local  
instructors whose enthusiasm and lively  
dancing helped get people in the mood  
super fast! Traditionally Amund creates a  
new dance for the Kom Og Dance festival  
and this year it was Hello Walls - a 64  
count, Improver dance to the track of the  
same name by Scooter Lee. It was great  
fun to learn and to dance.

Watch out also for the dance Summer  
Wind choreographed by Jo, a hit in the  
making if ever there was one and check  
out Love You Forever and Yes! from the  
same lady. Steve taught Tell The World  
by Robbie McGowan Hickie and the  
Norwegians loved it. On my teaching list  
was South Australia, Your Loving Arms  
and Tribal Heartbeat.

In the summer season, the sun never  
sets in Norway, they call it the land of  
the midnight sun! and it is a natural  
phenomenon. During the Kom Og Dance  
festival the dancing never stops - indoors,  
outdoors, rain or shine, in the streets,  
car parks, up the mountains, in halls  
and gyms and this year even in the town  
square fountain. I call Kom Og Dans the  
festival of Perpetual Dance - just another  
natural phenomenon unique to Norway.









# Norway's perpetual dance





# UpClose& Personal...



In this occasional series, **Gary O'Reilly** meets dancers and instructors and reports direct from events!

**First off, Neville, Julie and Corby...**

We drove in convoy to the hotel early on Friday morning and I was blessed and honoured to be asked by Mr Fitzgerald (!) to drive his much loved and cherished 'Limo' to the event as we needed two cars and a van to transport the mass of equipment and decorations it needed. I was lucky enough to travel with Malene Jakobsen whose company I thoroughly enjoyed and got great laughs out of all weekend.

Corby Dancexplosion has been running successfully for six years now in the Rockingham Forest Hotel in Corby. So many people wanted to attend the event that Nev and Julie had to ring the hotel and ask if they could possibly have it for two weekends and subsequently they now run a Mainstream (beginner/improver/intermediate) weekend in April and a funky (intermediate/advanced) weekend in May.

As these weekends were so popular people began asking for more so they decided to run their Spooktakular event in October on the weekend of Halloween and this has been running for the past five years.

There is no doubt in my mind that the event's success is down to its genial hosts. Hard to believe that Neville started Line dancing in 1998 (yes that long!) when he went along to his mum's class. Four weeks later she asked Neville to tend the class while she was on holiday. He enjoyed it so much he began teaching classes himself and has never looked back. Neville's full time job is working as a bus driver for WestMidlands Travel but he manages to juggle this with his much loved Line dance career and of course his beautiful family. As for Julie, she started teaching Line dancing in 1995 with over 90 people attending her first





night. Now with seven classes each week Julie teaches all levels. The couple has five children between them and with three grandchildren and one more on the way, this was never going to be boring! Neville is the funniest guy on the planet and Julie is about the warmest and nicest lady. They are perfect together and perfect on stage. As with many real life couples, they share and give out fantastic chemistry and I am convinced that their global success is not just down to their talent but their personality. I also had the pleasure of meeting and spending time with Julie's youngest daughter Millie. Millie is one of the sweetest young girls I've met and we had such good fun all weekend. I was so impressed to see her helping out during the preparations to set up the ballroom and we had many laughs trying to blow up balloons and tie them up just right for Mommy Julie... A chip off the old block, for sure.

Let me tell you a little more about Millie. This Irish boy forgot to pack some essentials for the weekend away and I needed to get to the supermarket to top up. I borrowed Mr. Fitzgerald's 'Limo' and accompanied by Millie who was as unsure about where ASDA in Corby was we took off. We soon realised we had no idea where we were going. We had to pull over and ask a lady. Millie rolled down the window and asked very politely, "Excuse me, can you tell us how to get to ASDA?" The lady pondered for a moment "ASDA, hhhmmmm, Yes I know where that is, I'll come with you". Before Millie and I knew what was going on this woman jumped in to the back of the car saying, "I'm going that way so I can show you". Was she a carjacker? Was she an axe murderer... we had no idea. We chose to laugh it off and I added that the ride was gonna cost her a four quid fare! Thankfully the lady was

very nice and wasn't she lucky! But then again we were too...

Finally we were all set and the event could begin. On the Saturday, the first dance was Flashlight (also known as Flashlamp, Lamplight and Flashdance). That turned out to be a gorgeous 32 count NC2step to a brand new track Flashlight by Jessie from the recent hit movie Pitch Perfect 2. Julie recalls the moment she heard the track saying she loved it right away. This dance went down a treat with all the dancers and was the perfect start of a unique weekend.

Neville followed with a brand new absolute beginner, as he called it (in an obvious attempt to lure the dancers into a false sense of security). To the title of Get Ugly to a Jason Derulo track of the same name, we soon found out after 120 counts that this wasn't quite the beginner



# UpClose& Personal...



dance he had told us it would be. But... as always Neville and Julie did not fail to impress with this dance. It's been stuck in our heads all weekend with many of the dancers singing the song during breakfast, lunch and dinner "Higgidly piggidly piggidly piggidly" HUH... Listen to the track yourself and you'll see what that's all about.

Then came the third dance of this workshop co-choreographed by Neville and Julie and Malene.

Better Box It Up danced to Prince Royce featuring Snoop Dog, a 64 count intermediate dance with a west coast feel. It went down well and included some really nice heel slide drop moves. We enjoyed it immensely. That evening each dance was recapped during the social and gave everyone the opportunity to freshen up on his or her moves.

The ballroom as always, from my personal experience, looked amazing with a lot of hard work and effort put into the decoration of the hall, which added to the fab atmosphere that we all experienced. Neville and Julie really do love what they do and it was obvious that each dancer enjoyed themselves and couldn't wait to return.

Sunday followed Saturday (who'd have believed it?) with a dance called Be Stronger to a new track Stronger by Clean Bandit featuring Jess Glynne. This dance has a Darling Hold My Hand feel about it and for anyone that has enjoyed this number one hit, you should definitely check out Be Stronger with some really nice diagonal turning shuffles.

Then and as requested by many of the dancers, Neville and Julie taught the new hit Slam Goes The Door, aka Rupert,

which some had already learned but were more than excited to learn it again from their hosts. This event in Corby attracted dancers from all over including: Norway, Denmark, Wales, Sheffield, Southampton, Northampton, Leicester, London, and myself Gary O from Ireland. It was a really nice opportunity for me to personally meet so many dancers from all over who have since flooded my facebook with kind messages after meeting me at the event.

I really enjoyed myself and as I have already said not least because of our hosts. These guys work their socks off but you know what, you'd never guess it. They make things look so easy and so natural. And as we all know that's the hardest thing.



# CELEBRATE DANCE!

Celebrate Dance! in Toronto was started by Robert Mah in memory of his wife Carmen, a local Line dance instructor, who loved to attend Line dance events and had plans to start her own.

Five years on and Celebrate Dance! is still going strong, now attracting dancers from beyond the Canadian border as well as local Line dancers who remember Carmen fondly.

*Vivienne Scott* looks at the 2015 vintage version of the event.

Two years ago Robert decided to move the event just a shuttle ride from Toronto's International Airport and the easy access has brought in dancers from all over the world.

Celebrate Dance! starts with a dance on the Thursday evening, then classes all day on Friday, Saturday and Sunday finishing at 4:30 p.m.

There were three classes each hour with a new dedicated Beginner Room in which most of the instructors taught a class and that got a thumbs up from



both dancers and instructors. Although classes didn't start until 10 a.m., on Saturday and Sunday morning from 9-10 a.m. there was open dancing with easy warm-up dances with DJ Fred Buckley. The room was packed and the dancers seemed to really enjoy starting their day this way.

The instructors and DJs gave the event their all and more, it would be hard to beat such a talented, sociable and genuine group.

From the UK Neville Fitzgerald, Julie

Harris and Shaz Walton had visited Toronto before and are very popular with Ontario dancers.

Neville and Julie's dances have all been racing up the charts so their classes were packed including for their current number one 'Flashlight'.

Dancers were also very happy to see Shaz again and she was gratified to see a full class for her classic teach 'Vivacious'. The dancers loved Daniel Trepas from The Netherlands, he had time to chat and have fun with everyone.





Daniel's class for 'And Get On It', co-written with Jose Miguel Belloque Vane, was packed. First time to Celebrate Dance! for Julia Wetzel from California who was also very well received. Her dances are already very popular in Toronto and dancers were eager to learn from her. What a delightful individual she is, relaxed and friendly with everyone.

As for Jill Babinec, she filled two roles, Instructor and DJ. Jill is an excellent instructor and did a great job of teaching both advanced and beginner dances. She is also a fantastic DJ and as well as keeping the dance floor full, she kept the dancers entertained and laughing.

Guyton Mundy is a regular to Toronto

and has a large group of fans here. 'Psycho' co-written with Jill Babinec was so much fun and the dancers really let rip. I particularly enjoyed Guyton's beginner class with dancers who would normally not be too keen on those arms movements.

But in the smaller, less intimidating atmosphere they had a great time trying to look like Guyton. John Robinson is also a Toronto favourite and as well as being a wild and entertaining instructor, he always teaches good dances of all levels, is very patient and has lots of good tips for dance techniques.

Meanwhile from Michigan, although originally from Ontario, we met Derek Steele.

Warm and friendly and an excellent dancer, Derek now organizes his own event in Detroit. We enjoyed going down memory lane with Derek's first dance 'Whiney, Whiney'.

As well as wearing his DJ hat proudly, popular local instructor Fred Buckley taught in the beginner class; "Fred is so patient and fun" I was told.

Fred's own dance 'My Heart Belongs To You' went over well. I was also delighted to teach and had lots of smiling faces in my classes.

I taught a new dance 'Besito', plus 'Her Memory', 'Who We Are', 'Stories We Could Tell' and 'Ticket to the Blues' by Niels Poulsen.





Well known Canadian instructor/choreographer Judy McDonald taught a basics for beginners for both dancers and instructors as well as a mix of other classes including two of her own beginner dances 'Stronger Beer' with Tina Voliotis and 'Peace of Mind'.

Judy is also one of the Event Directors so she was busy with all the responsibilities that entailed as well.

There were two evening dance parties both Friday and Saturday with DJ Lynn Warden leading the 'Easy Level Dance Party' and DJ Jill Babinec the 'Open Dance Party'.

The introduction of DJFeed on iPhones, iPads and tablets, and monitors in

the lobby showing what dances were coming up in each ballroom, was a huge success. It was fun to see dancers racing from one room to another in anticipation of one of their favourites being played.

The Saturday show featured Guyton Mundy demonstrating some of his funkier moves; Daniel Trepot offered us a superb performance thrilling the audience and it was so exciting to have Beyonce and her back up dancers join us (aka Neville, Julie, Malene and Regina).

John Robinson and his troupe (Derek, Daniel, Shaz, Judy, Julia and me) performed John's choreographed routine "Into the Blue", and we heard songs from Event Director Robert Mah.

We finished with 'Good Times Roll Around' to allow the dancers to get to know the instructors more intimately.

The big announcement by Robert after the show was that he will be handing responsibility over to Judy McDonald for Celebrate Dance! as of 2016. He will still be involved in laying the floors that he himself made and the dancers love so much. Judy said she plans to keep the event much as it is now as the dancers obviously had a terrific time and Donna and David Laurin and myself will still be involved. The date is already set for next June 23-26 2016 so don't forget to mark it in your calendar and join us in Toronto. Celebrate Dance! In Toronto is Canada's largest Line Dance Weekend and not to be missed. See you then ...



# Party in

(forget the t



The La Mirage Dancing Studio and Cafe Jakarta Indonesia held its seventh Anniversary on the 13th June 2015 in the Belleza Suites Albergio Hotel and all the attendees wore the specially designed two shades of blue t-shirt provided.

*JP Lim* was there and tells us all about a weekend of dance!



It was a party like no other. Organized by Ratna Sari Dewi and her team of instructors and dancers, it was going to be dancing and fun in equal measures.

Line dancers came from various parts of Indonesia, Malaysia and Singapore and just could not wait. The event started off with a welcome speech by Ratna Sari Dewi, followed by a prayer session.

Then it was a dance explosion. The room of Blue, was invaded by 'warriors' from the jungles of Kalimantan Indonesia dressed in colours of the hornbill, multi-coloured motifs on a black background. These 'warriors' then broke out into a medley of traditional Indonesia dances. Among them were Roy Hadisubroto and Fiona Murray who were invited by Ratna to the event.

Roy and Fiona were there to teach and so they showed us three dances "Blame It On the Stars" choreographed by Roy Hadisubroto and Roy Verdonk. This was a cha-cha which went very well with all the dancers.

The other two dances were "Party Night" choreographed by Fiona and Roy and "Dance Apocalyptic" choreographed



# Indonesia

traffic jams!)



by Roy and Philip Sobrielo. These were 'party dances' with lots of fun and energy and the crowd just loved them.

Roy and Fiona gave us a beautiful performance which overawed the crowd. They gave us all an encore after a standing ovation. These two people are grace personified.

Following on was a performance by a special group of young dancers from the "IWANNA Dance Studio".

These kids are from the poorer community of Jakarta and they receive free dance lessons from the dance instructors. This is a program which has been very well supported by the Line dance community of Jakarta.

As is the practice, there was a dance list of 30 dances. The difference at this party was that the music was provided by a live-band GPRO JAKARTA. This live-band amazingly covered all 30 tracks ranging from local Indonesian to country-western and even to the tracks of 'Freaky Skiltz' and 'Fireball'.

...more



# Party in Indonesia



The party soon ended only to be followed by another one the same evening. Everyone was then off to a wedding party of one of the Line dancers of Jakarta.

It being a wedding party everyone changed into formal attire and we all found ourselves in a beautifully decorated open-aired compound.

The dancing started after the formalities of the wedding were all done and then it was party time. Line dancers took to the floor the moment the same live-band GPRO JAKARTA started singing.

The next morning it was sightseeing this time. This took us to Puncak Pass, a hill-station near Jakarta. Because of the infamous 'Jakarta Traffic-Jam' it took us some time to reach our destination.

After a round of sightseeing it was time to dance again. This time there was no dance list, no live-band, just music from the iPod. It was just spontaneous dancing which the Indonesians do so well.

All it needed was for one dancer to remember the steps and the rest would soon pick it up and everyone was on the floor.

In the evening we adjourned to a restaurant for a traditional Indonesian Sudanese dinner.

There was a live-band singing the Indonesian 'Dangdut' and of course after dinner the dancing began, Line dancing to 'Dangdut'.

All too soon the amazing weekend of partying in Indonesia had to end.

It is a fact that Jakarta is famous for its traffic jam, but joy of partying with the Line dancing community in Jakarta makes one forget it all.





## The Other Side Of Desire

Rickie Lee Jones

Rickie Lee Jones has been pushing down musical boundaries for over four decades with her hauntingly beautiful voice and fearless experimentation. The Other Side of Desire was written, recorded and rooted in the city of New Orleans, where Jones lives on the opposite side of the street made famous by Tennessee Williams. Produced by John Porter (of Roxy Music) and Mark Howard, this is the first new music Jones has written in over a decade. "This work is inspired by many years of sitting with all the events of my life until I had something to paint with," says Rickie.



## No Place In Heaven

Mika

Multi-platinum pop-star Mika has announced the release of his much anticipated new album 'No Place In Heaven'. Mika has enlisted long-time collaborator and Grammy nominated producer Gregg Wells (Katy Perry, Pharrell, Adele, Rufus Wainwright) to produce the album. The pair have created a mature new record that exhibits Mika's incredible song writing talents and breath-taking vocals, evoking memories of classic 70s pop along the way. The deluxe edition album contains 4 exclusive tracks and comes in a jewel case with a 16 page coloured booklet.




## Before This World

James Taylor

Five-time GRAMMY Award winner James Taylor releases Before This World, the legendary singer/songwriter's first album of new songs since 2002's platinum-selling October Road. Produced by Grammy Award-winner Dave O'Donnell, Before This World features ten songs, nine of which are brand new James Taylor compositions. On Before This World, Taylor continues to explore many of the themes that have absorbed him throughout his career. "My sort of self-expression and the autobiographical aspect of my work is a thru-line that links all my albums together," he explains. "I think I have grown musically, and I think people can hear it in what I played in '68, and you can hear it in what I'm singing about now. It is ongoing, it's still me, but it's still evolving." Offering heartfelt reflection and insight from a life well lived, Taylor traces the road's healing allure 'Stretch of the Highway', revisits themes of recovery, 'Watchin' Over Me', offers a song for agnostics 'Before This World', looks at love's mystical properties 'You And I Again' as well as the redemptive spirit of baseball 'Angels Of Fenway', and the beginning of his remarkable journey, 'Today Today Today', the album's first track.





Approved by:

*J Barber*

## Brand New Man

### 4 WALL – 32 COUNTS – BEGINNER

STEPS	ACTUAL FOOTWORK	CALLING SUGGESTION	DIRECTION
<b>Section 1</b>	<b>Step Scuff, Step Scuff, Walk Back x 3, Together</b>		
1 – 2	Step right forward. Scuff left forward.	Step Scuff	Forward
3 – 4	Step left forward. Scuff right forward.	Step Scuff	
5 – 8	Walk back - right, left, right. Step left beside right.	Back Back Back Together	Back
<b>Section 2</b>	<b>Heel Swivels Right, Heel Swivels Left</b>		
1 – 2	Swivel right heel to right side. Swivel right heel back to place (weight still on left).	Right Swivel	On the spot
3 – 4	Swivel right heel to right side. Swivel right heel back to place (weight onto right).	Right Swivel	
5 – 6	Swivel left heel to left side. Swivel left heel back to place (weight still on right).	Left Swivel	
7 – 8	Swivel left heel to left side. Swivel left heel back to place (weight onto left).	Left Swivel	
<b>Section 3</b>	<b>Grapevine Right With Touch, Grapevine 1/4 Turn Left With Scuff</b>		
1 – 2	Step right to right side. Cross left behind right.	Side Behind	Right
3 – 4	Step right to right side. Touch left beside right.	Side Touch	
5 – 6	Step left to left side. Cross right behind left.	Side Behind	Left
7 – 8	Step left to side turning 1/4 left. Scuff right forward. (9:00)	Turn Scuff	Turning left
<b>Section 4</b>	<b>Rocking Chair, Jazz Box</b>		
1 – 2	Rock forward on right. Recover onto left.	Rock Forward	On the spot
3 – 4	Rock back on right. Recover onto left.	Rock Back	
5 – 8	Cross right over left. Step left back. Step right to right side. Step left forward.	Jazz Box	
<b>Tag</b>	<b>Danced Once (End of Wall 3): Heel Switches</b>		
1 – 2	Dig right heel forward. Step right beside left.	Heel Together	On the spot
3 – 4	Dig left heel forward. Step left beside right.	Heel Together	
5 – 6	Dig right heel forward. Step right beside left.	Heel Together	
7 – 8	Dig left heel forward. Step left beside right.	Heel Together	

**Choreographed by:** Jackie Barber (UK) May 2015

**Choreographed to:** 'Brand New Man' by Brooks and Dunn from various CDs; download available from amazon or iTunes (40 count intro)

**Tag:** One very simple Tag at the end of Wall 3



A video clip of this dance is available at [www.linedancerweb.com](http://www.linedancerweb.com)





Approved by:

*Chris Jackson*

# Good Thing Going

## 4 WALL – 32 COUNTS – BEGINNER

STEPS	ACTUAL FOOTWORK	CALLING SUGGESTION	DIRECTION
<b>Section 1</b>	<b>Walk Walk, Forward Rock, Back Together, Back Back, Back Rock, Step Together</b>		
1 – 2	Walk forward right. Walk forward left.	Walk Walk	Forward
3 & 4 &	Rock forward on right. Recover onto left. Step right back. Step left beside right.	Rock & Back Together	Back
5 – 6	Walk back right. Walk back left.	Back Back	
7 & 8 &	Rock back on right. Recover onto left. Step right forward. Step left beside right.	Rock & Step Together	Forward
<b>Section 2</b>	<b>Right Side Together, Side With Touches, Left Side Together, Side With Touches</b>		
1 – 2	Step right to side. Step left beside right.	Side Together	Right
3 & 4 &	Step right to side. Touch left beside right. Touch left out to side. Touch left beside right.	Side In Out In	
5 – 6	Step left to side. Step right beside left.	Side Together	Left
7 & 8 &	Step left to side. Touch right beside left. Touch right out to side. Touch right beside left.	Side In Out In	
<b>Section 3</b>	<b>Back Rock, Shuffle 1/2 Turn, Back/Sweep Back/Sweep, Coaster Step</b>		
1 – 2	Rock back on right. Recover onto left.	Rock Back	On the spot
3 & 4	Shuffle step 1/2 turn left, stepping - right, left, right. (6:00)	Shuffle Half	Turning left
5 – 6	Step left back, sweeping right to back. Step right back, sweeping left to back.	Back Back	Back
7 & 8	Step left back. Step right beside left. Step left forward.	Coaster Step	On the spot
<b>Section 4</b>	<b>Walk Walk, Rocking Chair, Step, Heel Bounce 1/4 Turn, Coaster Step</b>		
1 – 2	Walk forward right. Walk forward left.	Walk Walk	Forward
3 & 4 &	Rock forward on right. Recover onto left. Rock back on right. Recover onto left.	Rocking Chair	On the spot
5 & 6	Step right forward. Bouncing heels twice, make 1/4 turn left. (3:00)	Step Bounce Bounce	Turning left
7 & 8	Step left back. Step right beside left. Step left forward.	Coaster Step	On the spot

**Choreographed by:** Chris Jackson (UK) May 2015

**Choreographed to:** 'Good Thing Going' by Sugar Minott from various CDs (3 mins 40 secs);  
download available from amazon or iTunes  
(24 count intro - start on vocals)





Approved by:

*Kim Ray*

# The Bomp

## 2 WALL – 64 COUNTS – IMPROVER

STEPS	ACTUAL FOOTWORK	CALLING SUGGESTION	DIRECTION
<b>Section 1</b> 1 – 2 3 – 4 5 – 8	<b>Right Strut, Left Strut, Rocking Chair</b> Step right toe forward. Drop right heel taking weight. Step left toe forward. Drop left heel taking weight. Rock forward on right. Recover onto left. Rock back on right. Recover onto left.	Right Strut Left Strut Rocking Chair	Forward  On the spot
<b>Section 2</b> 1 – 2 3 – 4 5 – 8	<b>Right Strut, Left Strut, Rocking Chair</b> Step right toe forward. Drop right heel taking weight. Step left toe forward. Drop left heel taking weight. Rock forward on right. Recover onto left. Rock back on right. Recover onto left.	Right Strut Left Strut Rocking Chair	Forward  On the spot
<b>Section 3</b> 1 – 4 5 – 8	<b>Step, Hold, Pivot 1/2, Hold, Step Pivot 1/4, Cross, Hold</b> Step right forward. Hold. Pivot 1/2 turn left. Hold. (6:00) Step right forward. Pivot 1/4 turn left. Cross right over left. Hold. (3:00)	Step Hold Pivot Hold Step Pivot Cross Hold	Turning left
<b>Section 4</b> 1 – 2 3 – 4 5 – 8	<b>Back, Hold, Together Hold, Forward Shuffle, Hold</b> Step left large step back, pushing bottom back. Hold. Step right beside left. Hold. Step left forward. Close right beside left. Step left forward. Hold.	Back Hold Together Hold Left Shuffle Hold	Back  Forward
<b>Section 5</b> 1 – 4 5 – 8	<b>Side Right, Hold, Back Rock, Side Left, Hold, Back Rock</b> Step right large step to right side. Hold. Rock back on left. Recover onto right. Step left large step to left side. Hold. Rock back on right. Recover onto left.	Side Hold Rock Back Side Hold Rock Back	Right Left
<b>Section 6</b> 1 – 4 5 – 8	<b>Rumba Box With Holds</b> Step right to side. Step left eside right. Step right forward. Hold. Step left to side. Step right beside left. Step left back. Hold.	Side Together Step Hold Side Together Back Hold	Right Left
<b>Section 7</b> 1 – 4 5 – 8	<b>Lock Step Back, Hold, Coaster Step, Hold</b> Step right back. Lock left across right. Step right back. Hold. Step left back. Step right beside left. Step left forward. Hold.	Back Lock Back Hold Coaster Step	Back On the spot
<b>Section 8</b> 1 – 4 5 – 8	<b>Walk Hold, Walk Hold, Run 3/4 Turn</b> Walk forward right. Hold. Walk forward left. Hold. Making 3/4 turn left, run round stepping - right, left, right, left. (6:00)	Right Hold Left Hold Run Three Quarters	Forward Turning left
<b>Ending</b>	<b>(Finishes facing front) Dance first 16 counts then:</b> Stomp right forward and open arms out to sides.		

**Choreographed by:** Kim Ray (UK) May 2015

**Choreographed to:** 'Who Put The Bomp?' by The Overtones  
 from CD Saturday Night At The Movies;  
 download available from amazon or iTunes  
 (8 count intro once the music kicks in)



A video clip of this dance is available at [www.linedancerweb.com](http://www.linedancerweb.com)



Approved by:

*Vikki*  
~x~

# My Country

## 4 WALL – 32 COUNTS – IMPROVER

STEPS	ACTUAL FOOTWORK	CALLING SUGGESTION	DIRECTION
<b>Section 1</b>	<b>Skate Skate, Forward Shuffle, Forward Rock, Coaster Step</b>		
1 – 2	Skate forward right. Skate forward left.	Skate Skate	Forward
3 & 4	Step right forward. Close left beside right. Step right forward.	Right Shuffle	
5 – 6	Rock forward on left. Recover onto right.	Rock Forward	On the spot
7 & 8	Step left back. Step right beside left. Step left forward. ( <b>Option:</b> triple full turn left)	Coaster Step	
<b>Restart</b>	<b>Wall 7 (facing 6:00):</b> Start the dance again from the beginning.		
<b>Section 2</b>	<b>Forward Rock, Shuffle 1/2 Turn, Syncopated Jazz Box Cross, Side</b>		
1 – 2	Rock forward on right. Recover onto left.	Rock Forward	On the spot
3 & 4	Shuffle step 1/2 turn right, stepping - right, left, right. (6:00)	Shuffle Half	Turning right
5 – 6	Cross left over right. Step right back.	Cross Back	On the spot
& 7 – 8	Step left to side. Cross right over left. Step left to side.	& Cross Side	Left
<b>Section 3</b>	<b>Back Rock, Kick Ball Cross, Side Rock, Chasse</b>		
1 – 2	Rock back on right. Recover onto left.	Rock Back	On the spot
3 & 4	Kick right to right diagonal. Step right slightly back. Cross left over right.	Kick Ball Cross	
5 – 6	Rock right to side. Recover onto left slightly lifting right.	Side Rock	
7 & 8	Step right to side. Close left beside right. Step right to side.	Chasse Right	Right
<b>Section 4</b>	<b>Cross, Side, Coaster 1/4 Turn, Step, Tap, &amp; Heel &amp; Step</b>		
1 – 2	Cross left over right. Step right to side.	Cross Side	Right
3 & 4	Turn 1/4 left stepping left back. Step right beside left. Step left forward. (3:00)	Quarter Coaster	Turning left
5 – 6	Step right forward. Tap left behind right.	Step Tap	Forward
& 7 & 8	Step left back. Dig right heel forward. Step right beside left. Step left forward.	& Heel & Step	
<b>Ending</b>	Sweep right 1/4 turn left to face the front.		

**Choreographed by:** Vikki Morris (UK) May 2015

**Choreographed to:** 'Country' by Mo Pitney from CD Single; download available from amazon or iTunes (16 count intro - start on the word 'ever')

**Restart:** One Restart during Wall 7



A video clip of this dance is available at [www.linedancerweb.com](http://www.linedancerweb.com)





Approved by:



## Like Coca Cola In Hollywood

### 4 WALL – 32 COUNTS – IMPROVER

STEPS	ACTUAL FOOTWORK	CALLING SUGGESTION	DIRECTION
<b>Section 1</b>	<b>Walk Walk, Forward Mambo, Back Back, Coaster Cross</b>		
1 – 2	Walk forward right. Walk forward left.	Walk Walk	Forward
3 & 4	Rock forward on right. Rock back onto left. Step right back.	Mambo Forward	On the spot
5 – 6	Walk back left. Walk back right.	Back Back	Back
7 & 8	Step left back. Step right beside left. Cross left over right.	Coaster Cross	On the spot
<b>Section 2</b>	<b>Scissor Step, Chasse 1/4 Turn, 1/2 Turn Hitch, 1/2 Turn Hitch, Coaster Step</b>		
1 & 2	Step right to side. Close left beside right. Cross right over left.	Right Scissor	On the spot
3 & 4	Step left to side. Close right beside left. Turn 1/4 right stepping left back.	Chasse Quarter	Turning right
5 &	Turn 1/2 right stepping right forward. Hitch left and clap.	Half Hitch	
6 &	Turn 1/2 right stepping left back. Hitch right and clap. (3:00)	Half Hitch	
7 & 8	Step right back. Close left beside right. Step right forward.	Coaster Step	On the spot
<b>Section 3</b>	<b>Cross Rock Side (x 2), Vaudeville, Cross Shuffle</b>		
1 & 2	Cross rock left over right. Recover onto right. Step left to side.	Cross Rock Side	On the spot
3 & 4	Cross rock right over left. Recover onto left. Step right to side.	Cross Rock Side	
5 & 6	Cross left over right. Step right back. Dig left heel diagonally forward left.	Cross & Heel	Right
& 7 & 8	Step left beside right. Cross right over left. Step left to side. Cross right over left.	& Cross Shuffle	Left
<b>Section 4</b>	<b>Side Touches, Chasse 1/4 Turn, Forward Mambo, 1/4 Sailor Stomp</b>		
1 & 2 &	Step left to side. Touch right beside left. Step right to side. Touch left beside right.	Side Touches	On the spot
3 & 4	Step left to side. Close right beside left. Turn 1/4 left stepping left forward. (12:00)	Chasse Quarter	Turning left
5 & 6	Rock forward on right. Rock back onto left. Step right back.	Mambo Forward	On the spot
7 & 8	Turn 1/4 left crossing left behind right. Step right beside left. Stomp left forward. (9:00)	Quarter Sailor Stomp	Turning left

**Choreographed by:** Wil Bos (NL) May 2015

**Choreographed to:** 'We're Here To Stay' by Jim Devine (192 bpm) from CD Single; download available from iTunes (16 slow count intro)

**Choreographer's note:** Dance choreographed as 96 bpm



A video clip of this dance is available at [www.linedancerweb.com](http://www.linedancerweb.com)



Approved by:

*Kate Sala* x

# Skip The Line

## 4 WALL – 32 COUNTS – IMPROVER

STEPS	ACTUAL FOOTWORK	CALLING SUGGESTION	DIRECTION
<b>Section 1</b>	<b>Chasse, Touch, Touch Out/In, Heel, Hook, Step Touch, Back, Kick, Coaster Step</b>		
1 & 2 &	Step right to side. Close left beside right. Step right to side. Touch left beside right.	Chasse Right Touch	Right
3 & 4 &	Touch left to side. Touch left beside right. Touch left heel forward. Hook left.	Touch Touch Heel Hook	On the spot
5 & 6 &	Step left forward. Touch right slightly back. Step right back. Kick left forward.	Step Touch Back Kick	
7 & 8	Step left back. Step right beside left. Step left forward.	Coaster Step	
<b>Restart</b>	<b>Wall 4:</b> Start the dance again from the beginning (facing 9:00).		
<b>Section 2</b>	<b>Forward Lock Step, Mambo Kick, Back Kick, Back Kick, Coaster Step</b>		
1 & 2	Step right forward. Lock left behind right. Step right forward.	Right Lock Right	Forward
3 & 4 &	Rock forward on left. Rock back on right. Step left back. Kick right forward.	Mambo Kick	On the spot
5 & 6 &	Step right back. Kick left forward. Step left back. Kick right forward.	Back Kick Back Kick	Back
<b>Option</b>	5 & 6 &: Hop back and kick instead of step back and kick.		
7 & 8	Step right back. Step left beside right. Step right forward.	Coaster Step	On the spot
<b>Section 3</b>	<b>Step Pivot 1/4 Cross, Side Together Forward, Weave, Back Rock</b>		
1 & 2	Step left forward. Pivot 1/4 turn right. Cross left over right. (3:00)	Step Pivot Cross	Turning right
3 & 4	Step right to side. Close left beside right. Step right forward.	Side Together Forward	Right
5 & 6	Step left to side. Cross right behind left. Step left to side.	Side Behind Side	Left
& 7 - 8 &	Cross right over left. Step left to side. Rock right back behind left. Recover onto left.	Cross Side Rock Back	
<b>Section 4</b>	<b>Side Together Back, Back Touch Step Scuff, Side Together Toe Fan, Side Touches</b>		
1 & 2	Step right to side. Close left beside right. Step right back.	Side Together Back	Right
3 & 4 &	Step left back. Touch right beside left. Step right forward. Scuff left forward.	Back Touch Step Scuff	On the spot
5 & 6 &	Step left forward. Close right beside left. Swivel right toe out. Swivel right toe in.	Step Together Toe Fan	Forward
7 &	Step right to side. Touch left beside right and clap.	Side Touch	On the spot
8 &	Step left to side. Touch right beside left and clap.	Side Touch	

**Choreographed by:** Kate Sala (UK) April 2015

**Choreographed to:** 'Skip The Line' by Sugar & The Hi Lows from CD Sugar & The Hi Lows; download available from amazon or iTunes (24 count intro)

**Restart:** One Restart during Wall 4



A video clip of this dance is available at [www.linedancerweb.com](http://www.linedancerweb.com)





Approved by:



# Wedding Prospect

## 4 WALL – 32 COUNTS – IMPROVER

STEPS	ACTUAL FOOTWORK	CALLING SUGGESTION	DIRECTION
<b>Section 1</b>	<b>Kick Ball Change, Walk Walk, Kick Ball Change, Step Pivot 1/4</b>		
1 & 2	Kick right forward. Step right beside left. Step left slightly forward.	Kick Ball Change	On the spot
3 – 4	Walk forward right. Walk forward left.	Walk Walk	Forward
5 & 6	Kick right forward. Step right beside left. Step left slightly forward.	Kick Ball Change	On the spot
7 – 8	Step right forward. Pivot 1/4 turn left. (9:00)	Step Pivot	Turning left
<b>Section 2</b>	<b>Cross Rock, Chasse Right, Cross Rock, Chasse Left</b>		
1 – 2	Cross rock right over left. Recover onto left.	Cross Rock	On the spot
3 & 4	Step right to side. Close left beside right. Step right to side.	Chasse Right	Right
5 – 6	Cross rock left over right. Recover onto right.	Cross Rock	On the spot
7 & 8	Step left to side. Close right beside left. Step left to side.	Chasse Left	Left
<b>Section 3</b>	<b>Cross Side, Sailor Step, Cross Point, Kick &amp; Point</b>		
1 – 2	Cross right over left. Step left to side.	Cross Side	Left
3 & 4	Cross right behind left. Step left to side. Step right to place.	Right Sailor	On the spot
5 – 6	Cross left over right. Point right to side.	Cross Point	Right
7 & 8	Kick right forward. Step right beside left. Point left to side.	Kick & Point	On the spot
<b>Section 4</b>	<b>Heel &amp; Heel &amp; Forward Rock, Back Shuffle, Back Rock</b>		
1 &	Touch left heel forward. Step left beside right.	Heel &	On the spot
2 &	Touch right heel forward. Step right beside left.	Heel &	
3 – 4	Rock forward on left. Recover onto right.	Rock Forward	
5 & 6	Step left back. Close right beside left. Step left back.	Shuffle Back	Back
7 – 8	Rock back on right. Recover onto left.	Rock Back	On the spot
<b>Tag</b>	<b>End of Wall 2 (facing 6:00): Kick Ball Change, Forward Rock, Coaster, Step, Hold</b>		
1 & 2	Kick right forward. Step right beside left. Step left slightly forward.	Kick Ball Change	On the spot
3 – 4	Rock forward on right. Recover onto left.	Rock Forward	
5 & 6	Step right back. Step left beside right. Step right forward.	Coaster Step	
7 – 8	Step left forward. Hold and clap.	Step Hold	Forward
<b>Ending</b>	<b>After Count 16 (facing 3:00): Cross, 1/4 Turn, 1/2 Turn, Step</b>		
1 – 2	Cross right over left. Turn 1/4 right stepping left back.	Cross Quarter	Turning right
3 – 4	Turn 1/2 right stepping right forward. Step left forward. (12:00)	Half Step	

**Choreographed by:** Ria Vos (NL) May 2015

**Choreographed to:** 'Not The Marrying Kind' by Circe Link from CD Let's Go Together; download available from amazon or iTunes (16 count intro - approx 7 secs)

**Tag:** One easy Tag at the end of Wall 2



A video clip of this dance is available at [www.linedancerweb.com](http://www.linedancerweb.com)



Approved by:



# Hello Walls

## 4 WALL – 64 COUNTS – IMPROVER

STEPS	ACTUAL FOOTWORK	CALLING SUGGESTION	DIRECTION
<b>Section 1</b> 1 – 2 3 – 4 5 – 6 7 – 8	<b>Toe Strut, Step Pivot 1/2, Toe Strut, Step Pivot 1/4</b> Step right toe forward. Drop right heel taking weight. Step left forward. Pivot 1/2 turn right. (6:00) Step left toe forward. Drop left heel taking weight. Step right forward. Pivot 1/4 turn left. (3:00)	Right Strut Step Pivot Left Strut Step Pivot	Forward Turning right Forward Turning left
<b>Section 2</b> 1 – 2 3 – 4 5 – 6 7 – 8	<b>Cross Rock, Side Rock, Behind Side Cross Sweep</b> Cross rock right over left. Recover onto left. Rock right to right side. Recover onto left. Cross right behind left. Step left to left side. Cross right over left. Sweep left (low kick) out and around from back to front.	Cross Rock Side Rock Behind Side Cross Sweep	On the spot   Left
<b>Section 3</b> 1 – 2 3 – 4 5 – 6 7 – 8	<b>Cross Strut, Side Strut, Sailor 1/2 Turn Cross, Hold</b> Cross step left toe over right. Drop left heel taking weight. Step right toe to right side. Drop right heel taking weight. Cross left behind right turning 1/4 left. Turn 1/4 left stepping right slightly to side. Cross left over right. Hold. (9:00)	Cross Strut Side Strut Sailor Half Cross Hold	Right   Turning left On the spot
<b>Section 4</b> 1 – 2 3 – 6 7 – 8	<b>Side Rock, Weave</b> Rock right to right side. Recover onto left. Cross right over left. Step left to left side. Cross right behind left. Step left to side. Cross right over left. Step left to side.	Side Rock Cross Side Behind Side Cross Side	On the spot Left
<b>Section 5</b> 1 – 2 3 – 4 5 – 8	<b>Back Rock, 1/4 Turn, Hold, Chase 1/2 Turn, Hold</b> Rock back on right behind left. Recover onto left. Turn 1/4 right stepping right forward. Hold. (12:00) Step left forward. Pivot 1/2 turn right. Step left forward. Hold. (6:00)	Rock Back Quarter Hold Step Pivot Step Hold	On the spot Turning right
<b>Section 6</b> 1 – 2 3 – 4 5 – 8	<b>1/2 Turn, 1/4 Turn, Step, Hold, Chase 1/2 Turn, Hold</b> Turn 1/2 left stepping right back. Turn 1/4 left stepping left slightly to side. (9:00) Step right forward. Hold. Step left forward. Pivot 1/2 turn right. Step left forward. Hold. (3:00)	Half Quarter Step Hold Step Pivot Step Hold	Turning left Forward Turning right
<b>Section 7</b> 1 – 4 5 – 6 7 – 8	<b>Rocking Chair, Forward Lock Step With Brush</b> Rock forward on right. Recover onto left. Rock back on right. Recover onto left. Step right forward slightly on right diagonal. Lock left behind right. Step right forward slightly on right diagonal. Brush left forward.	Rocking Chair Right Lock Right Brush	On the spot Forward
<b>Section 8</b> 1 – 2 3 – 4 5 – 6 7 – 8	<b>Forward Lock Step With Brush, Step, Hold, Pivot 1/2, Hold</b> Step left forward slightly on left diagonal. Lock right behind left. Step left forward slightly on left diagonal. Brush right forward. Step right forward. Hold and clap. Pivot 1/2 turn left. Hold and clap. (9:00)	Left Lock Left Brush Step Hold Pivot Hold	Forward   On the spot Turning left

**Choreographed by:** Amund Storsveen (NO) May 2015

**Choreographed to:** 'Hello Walls' by Scooter Lee from CD I'm Gonna Love You Forever: download available from amazon or iTunes (or use David Kersh version) (32 count intro - approx 13 secs)

**Choreographer's note:** Dedicated to the dancers at Floienrock, Bergen, Norway, May 2015



A video clip of this dance is available at [www.linedancerweb.com](http://www.linedancerweb.com)





Approved by:

*Mike*

# Love Ain't Here Anymore

## 2 WALL – 48 COUNTS – INTERMEDIATE

STEPS	ACTUAL FOOTWORK	CALLING SUGGESTION	DIRECTION
<b>Section 1</b> 1 – 3 4 – 6	<b>Twinkle 1/4 Turn, Step 1/2 Turn Step Back</b> Cross right over left. Step left back turning 1/4 right. Step right to side. (3:00) Step left forward. Turn 1/2 left stepping right back. Step left back. (9:00)	Twinkle Quarter Step Half Back	Turning right Turning left
<b>Section 2</b> 1 – 3 4 – 5 6	<b>Coaster Step, 1/4 Turn x 2, Touch</b> Step right back. Step left beside right. Cross right over left. Turn 1/4 right stepping left back. Turn 1/4 right stepping right to side. Touch left to side. (3:00)	Coaster Step Quarter Quarter Touch	On the spot Turning right On the spot
<b>Section 3</b> 1 – 3 4 – 6	<b>1/4 Turn, 1/4 Turn, Behind, 1/4 Turn, Step Pivot 1/2</b> Step left 1/4 turn left. Turn 1/4 left stepping right to side. Step left behind right. (9:00) Step right 1/4 turn right. Step left forward. Pivot 1/2 turn right. (6:00)	Quarter Quarter Behind Quarter Step Pivot	Turning left Turning right
<b>Section 4</b> 1 – 3 4 – 6	<b>Forward Basic, Back Basic</b> Step left forward. Step right together. Step left together. Step right back. Step left together. Step right together.	Forward 2 3 Back 2 3	Forward Back
<b>Section 5</b> 1 – 3 4 – 6	<b>Step, 3/4 Turn, Twinkle</b> Step left forward. Turn 1/2 left stepping right back. Step left 1/4 turn left to side. Cross right over left. Step left to side. Step right beside left. (9:00)	Step Three Quarter Right Twinkle	Turning left
<b>Section 6</b> 1 – 3 4 – 6	<b>Twinkle 1/4 Turn, Cross Side Behind</b> Cross left over right. Step right 1/4 turn left. Step left to side. (6:00) Cross right over left. Step left to side. Step right behind left.	Twinkle Quarter Cross Side Behind	Turning left Left
<b>Section 7</b> 1 – 3 4 – 6	<b>(Sweep) Behind Side Cross, Hip Bumps</b> Sweep/step left behind right. Step right to side. Cross left over right. Step right to side, bumping hips - right, left, right.	Behind Side Cross Hip Bumps	Right On the spot
<b>Section 8</b> 1 – 3 4 – 6	<b>Full Turn, Side Drag Together</b> Step left 1/4 turn left. Turn 1/2 left stepping right back. Turn 1/4 left stepping left to side. Step right to side. Drag left towards right. Step onto left beside right.	Full Turn Side Drag Together	Turning left Right

**Choreographed by:** Mike Hitchen (UK) June 2015

**Choreographed to:** 'Love Ain't Here Anymore' by Take That from CD Everything Changes; download available from amazon or iTunes (12 count intro from heavy beat)



A video clip of this dance is available at [www.linedancerweb.com](http://www.linedancerweb.com)



Approved by:

*Susanne Oates*

# Wake Me Up Billy

## 2 WALL – 64 COUNTS – INTERMEDIATE

STEPS	ACTUAL FOOTWORK	CALLING SUGGESTION	DIRECTION
<b>Section 1</b> 1 – 2 3 & 4 5 – 6 7 & 8	<b>Forward Rock, Back Shuffle, Full Turn, Coaster Step</b> Rock forward on right. Recover onto left. Step right back. Close left beside right. Step right back. Turn 1/2 left stepping left forward. Turn 1/2 left stepping right back. Step left back. Step right beside left. Step left forward.	Rock Forward Shuffle Back Full Turn Coaster Step	On the spot Back Turning left On the spot
<b>Section 2</b> 1 – 2 3 & 4 5 – 6 7 & 8	<b>Skate x 2, Diagonal Forward Shuffle, Cross, Side, Behind &amp; Heel</b> Skate forward right. Skate forward left. Step right diagonally forward right. Close left beside right. Step right forward. (1:30) Cross left over right. Step right to side (straighten up to 12:00). Cross left behind right. Step right beside left. Touch left heel diagonally forward left.	Skate Skate Right Shuffle Cross Side Behind & Heel	Forward  Right
<b>Section 3</b> & 1 – 2 3 – 4 5 – 6 7 & 8	<b>Ball Cross, 1/4 Right, 1/4 Right Point, 1/4 Left x 2, Behind Side Cross</b> Step ball of left beside right. Cross right over left. Turn 1/4 right stepping left back. Turn 1/4 right stepping right to side. Point left toe to side. (6:00) Turn 1/4 left stepping left forward. Turn 1/4 left stepping right to side. (12:00) Cross left behind right. Step right to side. Cross left over right.	Ball Cross Quarter Quarter Point Quarter Quarter Behind Side Cross	Turning right  Turning left Right
<b>Section 4</b> 1 – 2 3 & 4 5 – 6 7 – 8	<b>Rock 1/4 Turn, Forward Shuffle, Full Turn, Forward Rock</b> Rock right to side. Turn 1/4 left recovering onto left. (9:00) Step right forward. Close left beside right. Step right forward. Turn 1/2 right stepping left back. Turn 1/2 right stepping right forward. Rock forward on left. Recover onto right.	Rock Quarter Right Shuffle Full Turn Rock Forward	Turning left Forward Turning right On the spot
<b>Section 5</b> 1 – 2 3 & 4 5 & 6 & 7 – 8	<b>1/2 Turn, 1/4 Turn, Sailor Step x 2, Ball Step Hold</b> Turn 1/2 left stepping left forward. Turn 1/4 left stepping right to side. (12:00) Cross left behind right. Step right to side. Step left to place. Cross right behind left. Step left to side. Step right to place. Step ball of left beside right. Step right forward. Hold.	Half Quarter Left Sailor Right Sailor Ball Step Hold	Turning left On the spot  Forward
<b>Section 6</b> & 1 – 2 3 & 4 5 – 6 7 – 8 & Restart	<b>Ball, Step Pivot 1/2, Shuffle 1/2 Turn, Back, 1/2 Turn, Forward Rock, Ball</b> Step ball of left beside right. Step right forward. Pivot 1/2 turn left. (6:00) Shuffle step 1/2 turn left, stepping - right, left, right. (12:00) Step left back. Turn 1/2 right stepping right forward. (6:00) Rock forward on left. Recover onto right. Step ball of left beside right. <b>Wall 2:</b> Restart the dance at this point (facing 12:00).	Ball Step Pivot Shuffle Half Back Half Rock Forward &	Turning left  Turning right On the spot
<b>Section 7</b> 1 – 2 3 & 4 5 – 6 7 & 8	<b>Forward Rock, Triple Full Turn, Side, Hold, Behind Side Cross</b> Rock forward on right. Recover onto left. Triple step full turn right, stepping - right, left, right. (Option: coaster step) Step left to side. Hold. Cross right behind left. Step left to side. Cross right over left.	Rock Forward Triple Full Turn Side Hold Behind Side Cross	On the spot Turning right Left
<b>Section 8</b> 1 – 2 & 3 – 4 5 – 8	<b>Side, Slide, Ball Cross, Point, Jazz Box Step Forward</b> Step left long step to left side. Slide right toes toward left. Step ball of right beside left. Cross left over right. Point right toe to side. Cross right over left. Step left back. Step right to side. Step left forward.	Side Slide Ball Cross Point Jazz Box Step	Left Right On the spot
<b>Tag</b> 1 – 4	<b>End of Wall 5 (facing 6:00): Rocking Chair</b> Rock forward on right. Recover onto left. Rock back on right. Recover onto left.	Rocking Chair	On the spot

**Choreographed by:** Susanne Oates (UK) June 2015

**Choreographed to:** 'Wake Me Up' by Billy Currington (111 bpm) from CD Summer Forever; download available from amazon or iTunes (16 count intro)

**Restart/Tag:** One Restart during Wall 2; one easy Tag after Wall 5



A video clip of this dance is available at [www.linedancerweb.com](http://www.linedancerweb.com)





Approved by:



# Don't Leave

## 2 WALL – 64 COUNTS – INTERMEDIATE

STEPS	ACTUAL FOOTWORK	CALLING SUGGESTION	DIRECTION
<b>Section 1</b> 1 & 2 3 & 4 5 & 6 7 – 8	<b>Chasse, Cross Shuffle, 1/4 Turn Shuffle, Step Pivot 1/4</b> Step right to side. Close left beside right. Step right to side. Cross left over right. Step right to side. Cross left over right. Shuffle step 1/4 turn right, stepping - right, left, right. (3:00) Step left forward. Pivot 1/4 turn right. (6:00)	Chasse Right Cross Shuffle Shuffle Quarter Step Pivot	Right  Turning right
<b>Section 2</b> 1 & 2 3 & 4 5 – 6 7 & 8	<b>Behind Side Cross, Chasse, Forward Rock, Coaster Step</b> Cross left behind right. Step right to side. Cross left over right. Step right to side. Close left beside right. Step right to side. Rock forward on left. Recover onto right. Step left back. Step right beside left. Step left forward.	Behind Side Cross Chasse Right Rock Forward Coaster Step	Right  On the spot
<b>Section 3</b> 1 & 2 3 & 4 5 – 6 7 – 8	<b>Kick &amp; Point x 2, Jazz Box 1/4 Turn With Touch</b> Kick right forward. Step right beside left. Point left toe out to side. Kick left forward. Step left beside right. Point right toe out to side. Cross right over left. Step left back. Turn 1/4 right stepping right forward. Touch left beside right.	Kick & Point Kick & Point Cross Back Quarter Touch	On the spot  Turning right
<b>Section 4</b> 1 & 2 3 & 4 5 & 6 7 & 8	<b>Chasse, Sailor 1/2 Turn Cross, Chasse, Sailor 1/4 Turn</b> Step left to side. Close right beside left. Step left to side. Cross right behind left. Turn 1/2 right stepping left beside right. Cross right over left. Step left to side. Close right beside left. Step left to side. (3:00) Cross right behind left. Turn 1/4 right stepping left beside right. Step right forward. (6:00)	Chasse Left Sailor Half Cross Chasse Left Sailor Quarter	Left Turning right Left Turning right
<b>Section 5</b> 1 – 2 3 – 4 <b>Restart 2</b> 5 – 8 <b>Tag/Restart</b>	<b>Jazz Box 1/2 Turn, Rocking Chair</b> Cross left over right. Step right back. Turn 1/2 left stepping left forward. Touch right beside left. (12:00) <b>Wall 3:</b> Start the dance again (facing 6:00). Rock forward on right. Recover onto left. Rock back on right. Recover onto left. <b>Wall 7:</b> Dance 4-count Tag then begin the dance again from the start.	Cross Back Half Touch  Rocking Chair	On the spot Turning left  On the spot
<b>Section 6</b> 1 – 4 5 & 6 7 – 8	<b>Sway x 4, Chasse, Cross Rock</b> Sway right stepping right to side. Sway left. Sway right. Sway left. Recover weight onto right. Close left beside right. Step right to side. Cross rock left over right. Recover onto right.	Sway Right and Left Chasse Right Cross Rock	On the spot Right On the spot
<b>Section 7</b> 1 – 2 3 – 4 5 – 6 7 – 8 <b>Restart 1</b>	<b>1/4 Toe Strut, 1/2 Toe Strut, 1/2 Toe Strut, Step Pivot 1/4</b> Turn 1/4 left stepping left toe forward. Drop left heel taking weight. (9:00) Turn 1/2 left stepping right toe back. Drop right heel taking weight. (3:00) Turn 1/2 left stepping left toe forward. Drop left heel taking weight. (9:00) Step right forward. Pivot 1/4 turn left. (6:00) <b>Wall 2:</b> Restart the dance from the beginning (facing 6:00).	Quarter Strut Half Strut Half Strut Step Pivot	Turning left
<b>Section 8</b> 1 & 2 3 – 4 5 & 6 7 – 8	<b>Forward Shuffle, Forward Rock, Coaster Step, Step Pivot 1/2</b> Step right forward. Close left beside right. Step right forward. Rock forward on left. Recover onto right. Step left back. Step right beside left. Step left forward. Step right forward. Pivot 1/2 turn left. (12:00)	Right Shuffle Rock Forward Coaster Step Step Pivot	Forward On the spot  Turning left
<b>Tag</b> 1 – 4	<b>Wall 7 (End of Section 5, Count 40): Step Pivot 1/2, Walk Forward x 2</b> Step right forward. Pivot 1/2 turn left. Walk forward right. Walk forward left. Then start the dance again (facing 12:00).	Step Pivot Walk Walk	Turning left
<b>Note</b>	The Restarts turn this otherwise 1-wall dance into a 2-wall.		

**Choreographed by:** Charles Francis and Sandra Stephens (UK) May 2015

**Choreographed to:** 'Don't Leave Me This Way' by The Communards ft Sarah Jane Morris from CD The Communards; download available from amazon or iTunes (64 count intro - start on vocals)

**Restarts/Tag:** Two Restarts (Walls 2 and 3); one Tag during Wall 7 followed by Restart



A video clip of this dance is available at [www.linedancerweb.com](http://www.linedancerweb.com)



Approved by:

*Carol Larocque*

## No, No, Honey I'm Good

### 4 WALL – 32 COUNTS – INTERMEDIATE

STEPS	ACTUAL FOOTWORK	CALLING SUGGESTION	DIRECTION
<b>Section 1</b> 1 – 2 & 3 – 4 & 5 – 6 7 – 8	<b>Right Dorothy Step, Left Dorothy Step, Step Pivot 1/2, Step Pivot 1/4</b> Step right forward. Lock left behind right. Step right forward. Step left forward. Lock right behind left. Step left forward. Step right forward. Pivot 1/2 turn left. (6:00) Step right forward. Pivot 1/4 turn left. (3:00)	Right Dorothy Left Dorothy Step Pivot Step Pivot	Forward  Turning left
<b>Section 2</b> 1 & 2 & 3 & 4 & 5 – 6 7 – 8	<b>Right Vaudeville, Left Vaudeville, Behind Unwind 1/2 Turn, Step Kick</b> Cross right over left. Step left back. Touch right heel forward. Step right beside left. Cross left over right. Step right back. Touch left heel forward. Step left beside right. Touch right toe behind left. Unwind 1/2 turn right (weight onto right). (9:00) Step left forward. Kick right forward.	Cross & Heel & Cross & Heel & Behind Unwind Step Kick	On the spot  Turning right On the spot
<b>Section 3</b> 1 – 2 3 & 4 5 – 6 7 – 8	<b>Back, Touch, Forward Shuffle, Step Pivot 1/2, Full Turn</b> Step right back. Touch left toe over right (left knee bent in slight hitch). Step left forward. Close right beside left. Step left forward. Step right forward. Pivot 1/2 turn left. (3:00) Turn 1/2 left stepping right back. Turn 1/2 left stepping left forward.	Back Touch Left Shuffle Step Pivot Full Turn	On th spot Forward Turning left
<b>Section 4</b> 1 – 2 3 – 4 & 5 & 6 & 7 & 8	<b>Jazz Box 1/2 Turn, Left Heel Jack With Touch x 2</b> Cross right over left. Step left back turning 1/4 right. (6:00) Step right to side turning 1/4 right. Step left beside right. (9:00) Step right back. Touch left heel forward. Step left to place. Touch right to left instep. Step right back. Touch left heel forward. Step left to place. Touch right to left instep.	Cross Quarter Quarter Side & Heel & Touch & Heel & Touch	Turning right  On the spot
<b>Tag 1</b> 1 – 2 & 3 – 4 5 – 6 & 7 – 8	<b>End of Wall 1 (facing 9:00) and Wall 4 (facing 12:00): Syncopated Side Touches</b> Step right to right side. Hold. Step ball of left beside right. Step right to right side. Touch left toe to right instep. Step left to left side. Hold. Step ball of right beside left. Step left to left side. Touch right toe to left instep.	Side Hold & Side Touch Side Hold & Side Touch	Right  Left
<b>Tag 2 (i)</b> 1 – 2 3 – 4 5 – 8	<b>End of Wall 6 (facing 6:00): Cross, Hinge 1/2, Point, Cross, Point, Step, Hitch</b> Cross right over left. Turn 1/4 right stepping left back. Turn 1/4 right stepping right to right side. Point left to left side. Cross left over right. Point right to side. Step right forward. Hitch left knee.	Cross Quarter Quarter Point Cross Point Step Hitch	Turning right  Forward
<b>Tag 2 (ii)</b> 1 – 2 3 & 4 5 – 8	<b>Back, Drag, Coaster Step, Step Pivot 1/2 x 2</b> Step left back. Drag right towards left. Step right back. Step left beside right. Step right forward. Step left forward. Pivot 1/2 turn right. Step left forward. Pivot 1/2 turn right.	Back Drag Coaster Step Step Pivot Step Pivot	Back On the spot Turning right
<b>Tag 2 (iii&amp;iv)</b>	<b>Repeat counts 1 – 16 above, but on opposite feet and reverse the direction of turns.</b>		
<b>Ending</b>	<b>(Facing 6:00 after last 32 counts)</b> Step out right, left, with hands out to side, palms facing back, look over left shoulder to front (and with a huge smile!)		

**Choreographed by:** Carol Larocque (CA) May 2015


**Choreographed to:** 'Honey, I'm Good' by Andy Grammer from CD Single; download available from amazon or iTunes from 17 July 2015 (16 count intro)

**Tags:** Tag 1 (8 counts) after Walls 1 and 4; Tag 2 (32 counts) after Wall 6



A video clip of this dance is available at [www.linedancerweb.com](http://www.linedancerweb.com)





Approved by:



## And Get It On

### 4 WALL – 32 COUNTS – INTERMEDIATE

STEPS	ACTUAL FOOTWORK	CALLING SUGGESTION	DIRECTION
<b>Section 1</b>	<b>Side, Together, 1/8 Step, Cha Cha Forward, Syncopated Half Diamond</b>		
1 – 3	Step left to side. Step right beside left. Turn 1/8 right stepping left forward. (1:30)	Side Together Step	Angling right
4 & 5	Step right forward. Lock left behind right. Step right forward. (1:30)	Right Lock Right	Forward
6 & 7	Step left forward. Turn 1/8 left stepping right to side. Turn 1/8 left stepping left back.	Step Turn Turn	Turning left
8 &	Step right back. Turn 1/8 left stepping left to side. (9:00)	Back Turn	
1	Turn 1/8 left stepping right forward. (7:30)	Turn	
<b>Section 2</b>	<b>Step Forward, 1/2 Turn, Cha Cha Back, Back Rock, Cha Cha Forward</b>		
2 – 3	Step left forward. Turn 1/2 left stepping right back. (1:30)	Step Half	Turning left
4 & 5	Step left back. Lock right across left. Step left back. (1:30)	Back Lock Back	Back
6 – 7	Rock back on right. Recover onto left.	Rock Back	On the spot
8 & 1	Step right forward. Lock left behind right. Step right forward.	Right Lock Right	Forward
<b>Section 3</b>	<b>Hold, Extended Cha Cha Forward, Ball Lock, Unwind 7/8 Turn, Side, Touch, Hold</b>		
2 & 3	Hold. Lock left behind right. Step right forward.	Hold Lock Right	Forward
& 4	Lock left behind right. Step right forward. (1:30)	Lock Right	
& 5 – 6	Step left forward. Lock right behind left. Unwind 7/8 right (weight ends left). (12:00)	Ball Lock Unwind	Turning right
& 7 – 8	Step right to side. Touch left to left side. Hold.	Side Touch Hold	On the spot
<b>Section 4</b>	<b>1/4 Turn, Step, Spiral, Step, 1/4 Turn, 1/8 Turn, Together, Hold, Heel Bounce 1/8</b>		
1 – 2	Turn 1/4 left stepping left forward and flicking right back. Step right forward. (9:00)	Quarter Step	Turning left
3	Full spiral turn left (weight ends right).	Spiral	
4 &	Step left forward. Turn 1/4 left stepping right to side.	Step Quarter	Turning left
5	Turn 1/8 left stepping left beside right. (4:30)	Turn	
6 – 7 & 8	Hold. Bounce heels 3 times making 1/8 turn left. (3:00)	Hold Bounce Turn	

**Choreographed by:** Daniel Trepap and Jose Miguel Belloque Vane (NL) March 2015

**Choreographed to:** 'Marvin Gaye' by Charlie Puth feat Meghan Trainor from CD Single; download available from amazon.co.uk or amazon.com (32 count intro from first beat, approx 25 secs into track)



A video clip of this dance is available at [www.linedancerweb.com](http://www.linedancerweb.com)



Approved by:



# Sirens

## 4 WALL – 48 COUNTS – ADVANCED

STEPS	ACTUAL FOOTWORK	CALLING SUGGESTION	DIRECTION
<b>Section 1</b> 1 2 & 3 4 & 5 6 – 7 8 & 1	<b>Side, Left Sailor Step, Right Sailor Step, Pivot 1/4, 1/4 Turn, Sailor 1/2 Cross/Dip</b> Step right to side (dipping body). Cross left behind right. Step right to side. Step left to side (dipping body, count 3). Cross right behind left. Step left to side. Step right to side. Pivot 1/4 turn left. Turn 1/4 left stepping right to side. (6:00) Cross left behind right turning 1/2 left. Step right beside left. (12:00) Cross left over right (dipping body). (Dipping body gives a slightly funky feel.)	Side Left Sailor Right Sailor Quarter Quarter Sailor Half Cross	Right On the spot Turning left Right
<b>Section 2</b> 2 – 3 4 – 5 6 – 7 8 & <b>Restart</b>	<b>Side, Cross/Dip, 1/4 Turn, Step Pivot 1/2, 1/4 Turn, Behind Side</b> Step right to side. Cross left over right (dipping body). Turn 1/4 right stepping right forward. Step left forward. (3:00) Pivot 1/2 turn right. Turn 1/4 right stepping left to side. (12:00) Cross right behind left. Step left slightly to side. <b>Wall 3:</b> Start the dance again (facing 6:00).	Side Cross Quarter Step Half Quarter Behind Side	Right Turning right Left
<b>Section 3</b> 1 – 2 & 3 – 4 5 & 6 7 – 8	<b>Heel Dig x 2, Ball Walk Walk, Step, Rock 1/4 Turn, Cross, Side</b> Dig right heel forward twice. Step right beside left. Walk forward left. Walk forward right. Step left forward. Turn 1/4 left rocking right out to side. Recover onto left (9:00) Cross right over left. Step left to side.	Heel Heel Ball Walk Walk Step Rock Quarter Cross Side	On the spot Forward Turning left Left
<b>Section 4</b> 1 & 2 3 – 4 5 – 6 7 & 8	<b>Right Sailor Step, Cross, Side, 1/2 Box Turn, 1/4 Chasse</b> Cross right behind left. Step left to side. Step right to side. Cross left over right. Step right to side. Turn 1/4 left stepping left to side. Turn 1/4 left stepping right to side. (3:00) Turn 1/4 left stepping left to side. Close right beside left. Step left to side. (12:00)	Right Sailor Cross Side Quarter Quarter Quarter Chasse	On the spot Right Turning left
<b>Section 5</b> 1 – 2 3 – 4 5 – 6 7 & 8	<b>Modified Jazz Box, 1/4 Turn, 1/2 Turn, Coaster Step</b> Cross right over left. Step left back, pushing bottom back and lifting right toes. Step right to side. Cross left over right. Turn 1/4 right stepping right forward. Turn 1/2 right stepping left back. (9:00) Step right back. Step left beside right. Step right forward.	Cross Back Side Cross Quarter Half Coaster Step	On the spot Turning right On the spot
<b>Section 6</b> 1 – 2 & 3 4 & 5 6 7 8	<b>Left Dorothy Step, Step, Left Sailor 1/2 Turn, Step, Step-Drag</b> Step left forward on left diagonal. Lock right behind left. Step left forward on diagonal. Step right forward. Cross left behind right turning 1/2 left. Step right beside left. Step left forward. (3:00) Step right forward. Step left big step forward (leading heel first and leaning slightly back). Drag right up towards left, keeping weight left. (3:00)	Left Dorothy Step Sailor Half Turn Step Step Drag	Forward Turning left Forward On the spot

**Choreographed by:** Karl-Harry Winson (UK) June 2015

**Choreographed to:** 'Sirens (feat Sev Sanders)' by Kimberley Locke from EP Four For The Floor; download available from amazon or iTunes (32 count intro - start on vocals)

**Restart:** One Restart during Wall 3



A video clip of this dance is available at [www.linedancerweb.com](http://www.linedancerweb.com)



# BEST

A brand new addition to the magazine!

*Brian Barakauskas* (you were able to read a profile of the legendary dancer in the last issue) has agreed to contribute a regular technique page.

We think you are going to love his light and breezy style aimed at making “technique” not something just reserved for the chosen few.



Did I mention that I'm excited? Well I am! I'm both excited and humbled to be asked to share with everyone some of my thoughts through this monthly column.

Over the years I've been known as the 'technique guy' but really I'm just a dance addict like you. I've just always wanted to add something of value to our community. I hope this column will help me do it. Looking forward to sharing with you. Technique should never be that dry and impenetrable, so I aim to “debunk” a few things as we go.

Okay, so here's my first technique article.



Dancing on two tracks and three solid tips to help you out.

Question for you ... how many feet do you have?

Easy question to answer right? Most of us have two feet. Let's try another one. How many tracks do you dance on? Wait! What the heck is a track? Who is dancing on a track? You are probably thinking “I dance on a dance floor Brian. You have lost the plot thinking I'm going to dance on a train track!”

I agree that dancing on train tracks would ultimately be a bad choice, especially if a train was coming at you. However I think paying attention to where you place or 'track' your feet when you dance is helpful. It will help you move more freely, look better and prevent injuries.

This will ultimately improve your skill and longevity on the dance floor. That's a win win if you ask me.



# NDANCE



Watch an exclusive video online illustrating Brian's techniques at [www.linedancerweb.com](http://www.linedancerweb.com)

A track is simply the path your foot takes while making a dance step. Simply imagine walking. Your right leg should swing under your right hip and land in its own track in front of the right side of your body.

Similarly your left leg should swing under your left hip, land in its own track in front of the left side of your body. Imagine a snow skier. A skier would never want to cross one ski on top of the other. The results would be tragic.

Although the stakes are not so high on the dance floor, if you cross the right foot into the left track (or vice versa) you would be setting yourself up for balance issues, overuse injuries and generally just looking a bit awkward.

The second important part of tracking your feet while dancing is paying

attention to what part of your foot you are placing your weight on. In most rhythmical styles of dance (leaving out things like waltz or nightclub rhythms) the weight should be carried on the ball of your foot. Particularly the inside ball or what I call the three toe base. The three toe base consists of the big toe and its two closest neighbours. When you carry the majority of your weight on this part of your foot your hips and legs will move efficiently and you will look as smooth as you possibly can be.

My third tip is to keep your feet in contact with the floor as much as possible. Generally we don't want to be picking up our feet and stomping around the floor. Gently pulling your big toe or the inside edge of your foot across the floor as you take a step will serve you well.

Even when standing on one foot your

free foot should always have a little pressure into the floor. This helps with balance and creates some nice natural lines when you dance.


Okay!  
So let's summarise:

1. Dance in two tracks
2. Keep the weight centred in the three toe base
3. Keep your free foot in contact with the floor

If you incorporate these three simple tips into your dancing I think you will be well on your way to looking and feeling a bit better on the dance floor.

All the best in dance and see you next month.

*Best in dance*  
*Brian B*







# Step Up

with Karl-Harry Winson

Karl-Harry continues his quest in introducing us to brand new dances that dancers should love. Most of us are aware of how hard it is for choreographers to introduce their work so why not try out this new dance at your class next time?

## Ex's and Oh's

by Amy Glass

**KARL-HARRY SAYS:** "I met Amy Glass last year when I had the opportunity to head across the Pond to Chicago and not only was she a delight but a lovely dancer with such elegance and a wonderful choreographer. A rising star in the USA, UK Line dancers might know Amy from the success she had from last year's hit dance "Walking On Air" co-choreographed with Simon Ward. This month's "Step Up" section introduces one of Amy's newest choreographies to a cracking country track by Elle King called "Ex's and Oh's". A neat little improver dance with not too much to think about but enough to challenge the Improver Level dancers. It's catchy track and great step pattern with a unique Section 2 will sure be a favourite with dancers."



Line dance personality and co-choreographer of "Walking On Air" **SIMON WARD** says the following: "Amy Glass is one of the industries rising stars who has already produced worldwide hits such as "Mirrors" the fabulous contra dance that hit the world by storm, "Walking On Air" which was recently nominated for International Dance Of The Year at The Australian Linedance Awards, "Don't" and "Love Me Right". Amy has once again produced a sure winner here with her new dance "Ex's & Oh's". The song has a real raspy pop/rock feel about it where Amy's creation fits the music perfectly. Loving section 3 of the dance where you can really put some attitude behind the toe heel struts travelling forward followed by the "V" step. The triple steps have a real east coast feel about them so make sure you get down on those. I predict this will be another big hit for Amy where she has hit the Improver market spot on with this one. Great Job!"

### Reasons to learn "Ex's and Oh's" by Amy Glass

- Cracking Country track
- Great improver dance that is just challenging enough
- Steps fit the music perfectly



# Ex's and Oh's

## 4 WALL – 32 COUNTS – IMPROVER

STEPS	ACTUAL FOOTWORK	CALLING SUGGESTION	DIRECTION
<b>Section 1</b>	<b>Right Chasse, Back Rock, Side Rock, Back Rock</b>		
1&2	Step right to right side. Close left beside right. Step right to right side.	Right Chasse	Right
3 – 4	Rock left behind right. Recover weight forward on right.	Back Rock	On The Spot
5 – 6	Rock left to left side. Recover weight on right.	Side Rock	
7 – 8	Rock left behind right. Recover weight forward on right.	Back Rock	
<b>Section 2</b>	<b>Hinge Turn Right, Syncopated 1/4 Weave, Step, Pivot 1/2 Turn, Step</b>		
1 – 2	Turn 1/4 right stepping left back. Turn 1/4 turn right stepping right to side	Quarter Quarter	Turn Right
3	Cross step left over right.	Cross	
4&	Step right to right side. Cross left behind right.	Side Behind	Right
5	Make 1/4 right stepping right forward.	Quarter Turn	Turn Right
6 – 7	Step left forward. Pivot 1/2 turn right.	Step Turn	Turn Right
8	Step forward on left.		
<b>Restart</b>	Here on Wall 5 facing 3 o'clock	Step	Forward
<b>Section 3</b>	<b>Toe Struts Forward X2, Right V Step (with hip pushes)</b>		
1 – 2	Step forward on right toe. Drop heel with weight.	Right Strut	Forward
3 – 4	Step forward on left toe. Drop heel with weight.	Left Strut	Forward
5	Step forward and out on right, pushing right hip forward.	Out	Forward
6	Step forward and out on left, pushing left hip forward.	Out	
7 – 8	Step back on right. Step left in place beside right.	In	Back
<b>Section 4</b>	<b>Toe Struts Back X2, Side Rock, Cross Rock</b>		
1 – 2	Step back on right toe. Drop heel with weight.	Right Strut	Back
3 – 4	Step back on left toe. Drop heel with weight.	Left Strut	Back
5 – 6	Rock right to right side. Recover weight on left.	Side Rock	On The Spot
7 – 8	Cross rock right over left. Recover weight back on left.	Cross Rock	On The Spot
<b>Ending</b>	On wall 15, start the dance facing the back wall. The dance will end on count 13 stepping right foot to the side facing the front wall.		

**Choreographed by:** Amy Glass (USA) May 2015

**Choreographed to:** 'Ex's and Oh's' by Elle King (140 bpm) (16 count intro)



A video clip of this dance is available at [www.linedancerweb.com](http://www.linedancerweb.com)



# Spread A Little Happiness

Having become the first ever band to reach the semi finals of Britain's Got Talent in 2012, following up with a performance for Her Majesty The Queen as part of the Diamond Jubilee celebrations and performances for both the Olympic and Paralympic celebrations, The Jive Aces have truly established themselves as the UK's top Jive and Swing band. And now with the release of a fantastic new album, they could well be on track to get dancers jivin'-and-a-jumpin'!



Photos: Beck Photographic



Together for over a decade, the six piece group is now firmly established having performed at thousands of festivals, theatres and events throughout the UK, Europe and USA, as well as Japan, Israel, South Africa, Morocco and the Caribbean, 30 countries in all.

The Jive Aces's music is all about high energy and it is hard not to smile as soon as you hear the first few bars of a song from them. Their music is Jive, Swing and they bring back the sounds of Louis Prima, Bobby Darin and Cab Calloway, yet being always approachable and very dance friendly.

2015 is another vintage year for the Jive Aces having just returned from a

six week sell out tour of U.S. theatres, appearing on the BBC's People's Strictly, featuring in a six page article in the recent Vintage Rock magazine and being set to appear at the biggest UK music festivals this summer including the Avalon stage at Glastonbury.

And for all the fans who can't get to see them, there is great news with the release of their eighth studio album "Spread A Little Happiness".

The album was recorded at Chick Corea's state of the art former studio in Hollywood, the Mad Hatter Studios and features original tunes such as their latest single, the popular "La Dolce Vita". The terrific music video which features



a tribute to the iconic Anita Ekberg fountain scene in the Fellini movie of the same name can be watched on the Jive Aces site: [www.jiveaces.com](http://www.jiveaces.com)

Released on the Golden Age Recordings label and published by Commercial Arts Ltd, the 12 track album is full of classic and original songs guaranteed to bring a smile to your face and a spring to your steps. The album is available on most download and physical sale sites.

This new CD features their Britain's Got Talent semi final song and Disney classic "Bare Necessities" which put grumpy Simon Cowell in a "good mood" making him sing along. It also

features the band's good friends The Hollywood pin-up vocal and dance group The Satin Dollz on an up-beat version of "In The Mood".

Lead singer Ian Clarkson says: "We listened to our fans, and wanted to create an album that they would love. We also wrote many of our own songs. It's all all uplifting and makes you happy". No arguments from anyone!

The album was mixed by multi Grammy Award winning audio mixer Buck Snow and mastered by world renowned and Grammy Award winning audio engineer Bernie Grundman (worked with Terri Nunn, Lisa Stansfield and Jennifer Warnes amongst many others).

The current line up have won many awards for their support of the arts and extensive charity work. They have worked alongside such great musicians as Van Morrison, Chick Corea, Jamie Cullum, Keely Smith and Kenny Ball to just name a few not to mention other celebrities such as John Travolta, Juliette Lewis and Priscilla Presley.

They are also lucky to count Tom Hardy, Ewan McGregor and Len Goodman among their many fans.

So if you are a fan of old, get ready to jump and Spread A Little Happiness... hopefully a choreographer or two will find the album as irresistible as we do!





# About To Get Real

The popular country hitmaker and multi American Country Award winner Easton Corbin releases his third studio album *About To Get Real*, on July 13th. This is great news for Line dancers and Country fans alike.

Corbin has teamed up again with Carson Chamberlain, the producer of his first two albums, for his third album. With 12 original tracks *About To Get Real* is set to become another huge hit in this young singer's career.

The album cements Corbin as a torch bearer for traditional songs. With songs such as the opening title track "Kiss Me One More Time", "Clockwork" and the endearing "Just Add Water", Easton reminds you who his influences are: Keith Whitley, George Jones and Merle Haggard.

It's been a busy year for Easton, who recently released a new video for his Top 15 single "Baby Be My Love Song." Already a huge star in the USA, it is hoped that *About To Get Real* gets the singer

more and more noticed as Country music continues to become more and more popular in Europe.

Let us not forget that Easton has combined record sales of 470K and track sales of 2 million plus!

And his success does not mean that the singer is not faithful to his roots. "When deciding on an album title, *About To Get Real* just says it all for me," Corbin says. "When Country fans listen to this album, I want them to take away that even though the music mixes the modern with the classic, it's entirely real. Like the music of my heroes, it's the real deal."

Line dancers will love this brand new album and choreographers better be on standby!



# Top 50

Vote now at [www.linedancerweb.com](http://www.linedancerweb.com)



	DANCE	LEVEL	CHOREOGRAPHER
1	Tell The World	Improver	Robbie McGowan Hickie
2	Roads	Intermediate	Maggie Gallagher
3	Superheroes	Advanced	Maggie Gallagher
4	Darling Hold My Hand	Intermediate	Julie Harris/Neville Fitzgerald
5	Heavenly Cha	Improver	Dee Musk
6	South Australia	Improver	Dee Musk
7	The Galway Gathering	Absolute Beginner	Maggie Gallagher/Gary O'Reilly
8	Greater Than Me	Improver	Maggie Gallagher
9	Modern Romance	Improver	Kate Sala
10	Up	Intermediate	Alison and Peter
11	Tribal Heartbeat	Intermediate	Maggie Gallagher
12	Alvaro	Intermediate	Karl-Harry Winson/Robbie McGowan Hickie
13	Girl Crush	Intermediate	Aison Johnstone/Rachael McEnaney
14	New Shade Of Blue	Improver	Yvonne Anderson
15	Here's To Us	Improver	Maggie Gallagher
16	And Get It On	Intermediate	Daniel Trepap/Jose Miguel Belloque Vane
17	Uptown Funk	Intermediate	Rob Fowler
18=	Just Add Moonlight	Beginner	Maggie Gallagher
18=	Snow Girl Charleston	Beginner	Carrie Ann Green
20=	Rock & Roll King	Improver	Rachael McEnaney
20=	I See Me	Improver	Tina Argyle
22	Break Me Up	Intermediate	Kate Sala
23	Young Blood	Advanced	Alison and Peter
24	We Only Live Once	Intermediate	Robbie McGowan Hickie
25	Your Loving Arms	Intermediate	Vikki Morris
26	Love Me Like You Do	Intermediate	Ria Vos
27	After The Storm	Beginner	Tina Argyle
28	Corn Don't Grow	Improver	Tina Argyle
29	Triple Mix	Beginner	Lorna Mursell
30	Eternal Secret	Intermediate	Ria Vos
31	Twisted Sister	Advanced	Guyton Mundy
32	Lipz	Intermediate	Gary O'Reilly/Helen O'Malley/Maggie Gallagher
33	Lipstick Powder And Paint	Absolute Beginner	Claire and Stephen Rutter
34	Mempis Love	Improver	Vikki Morris
35	The Moon & Stars	Intermediate	Gary O'Reilly
36	Broken Wings	Intermediate	Dee Musk
37	Skip The Line	Improver	Kate Sala
38	Yes!	Intermediate	Jo Thompson Szymanski/Simon Ward
39	The One	Intermediate	Alison and Peter
40	Just Another Woman	Improver	Lesley Clark
41	Slam Goes The Door	Intermediate	Neville Fitzgerald/Julie Harris
42	Love Me Hate Me...	Improver	Julie Harris/Neville Fitzgerald
43	Peligrosa	Beginner	Ria Vos
44=	Mea Culpa	Intermediate	Alison and Peter
44=	Shades Of Passion CBA 2015	Intermediate	Rob Fowler
44=	One Great Mystery	Intermediate	Simon Ward
47	Found Someone	Advanced	Kim Ray
48	Leighann Loves To Dance	Improver	Julie Lockton
49	911	Intermediate	Karl-Harry Winson
50	Mamma Maria	Absolute Beginner	Frank Trace



# Beginner Level

Vote now at [www.linedancerweb.com](http://www.linedancerweb.com)

DANCE & CHOREOGRAPHER

MUSIC TRACK

MUSIC ARTIST

1=	Just Add Moonlight <b>Maggie Gallagher</b>	Just Add Moonlight	Eli Young Band
1=	Snow Girl Charleston <b>Carrie Ann Green</b>	Snowgirl	Hermes House Band, ft. Lou Bega
3	After The Storm <b>Tina Argyle</b>	Calm After The Storm (Radio Edit)	The Common Linnets
4	Triple Mix <b>Lorna Mursell</b>	Country Medley	Nahan Carter
5	Peligrosa <b>Ria Vos</b>	Peligrosa	Javier Rios
6	Little Zou Bisou <b>Sandra Speck</b>	Zou Bisou Bisou	Emilia Mitiku
7	Piano Man <b>Robbie McGowan Hickie/Tony Vassell</b>	Shake Your Boogie And Roll	Pete Stothard
8	Little Lady Bug <b>Tina Argyle</b>	Little Yellow Blanket	Dean Brody
9	Such A Fool <b>Niels Poulsen</b>	A Fool Such As I	Jason Donovan
10	Ticket To The Blues! <b>Niels B. Poulsen</b>	Eruption	One Way Ticket

# Improver Level

Vote now at [www.linedancerweb.com](http://www.linedancerweb.com)

DANCE & CHOREOGRAPHER

MUSIC TRACK

MUSIC ARTIST

1	Tell The World <b>Robbie McGowan Hickie</b>	Tell The World	Eric Hutchinson
2	Heavenly Cha <b>Dee Musk</b>	What'll Keep Me Out Of Heaven	Brandy Clark
3	South Australia <b>Gary O'Reilly</b>	South Australia	Nathan Carter
4	Greater Than Me <b>Maggie Gallagher</b>	Greater	MercyMe
5	Modern Romance <b>Kate Sala</b>	Something To Die For	Fiona Culley
6	New Shade Of Blue <b>Yvonne Anderson</b>	New Shade Of Blue	Southern Pacific
7	Here's To Us <b>Maggie Gallagher</b>	Here's To Us	Kevin Rudolph
8=	Rock & Roll King <b>Rachael McEnaney</b>	Rock and Roll Is King	Electric Light Orchestra
8=	I See Me <b>Tina Argyle</b>	I See Me	Travis Tritt
10	Corn Don't Grow <b>Tina Argyle</b>	Where Corn Don't Grow	Travis Tritt

# Intermediate Level

Vote now at [www.linedancerweb.com](http://www.linedancerweb.com)

DANCE & CHOREOGRAPHER

MUSIC TRACK

MUSIC ARTIST

1	Roads <b>Maggie Gallagher</b>	Roads	Lawson
2	Darling Hold My Hand <b>Julie Harris/Neville Fitzgerald</b>	Hold My Hand	Jess Glynne
3	Up <b>Alison and Peter</b>	Up	Olly Murs, ft. Demi Lovato
4	Tribal Heartbeat <b>Maggie Gallagher</b>	Heartbeat	Beckah Shae
5	Alvaro <b>Karl-Harry Winson/Robbie McGowan Hickie</b>	All In My Head	Alvaro Estrella
6	Girl Crush <b>Alison Johnstone/Rachael McEnaney</b>	Girl Crush	Little Big Town
7	And Get It On <b>Daniel Trepas/Jose Miguel Belloque Vane</b>	Marvin Gaye	Charlie Puth, ft. Meghan Trainor
8	Uptown Funk <b>Rob Fowler</b>	Uptown Funk	Mark Ronson, ft. Bruno Mars
9	Break Me Up <b>Kate Sala</b>	Break Me Up	Erika Selin
10	We Only Live Once <b>Robbie McGowan Hickie</b>	We Only Live Once	Shannon Noll

# Advanced Level

Vote now at [www.linedancerweb.com](http://www.linedancerweb.com)

DANCE & CHOREOGRAPHER

MUSIC TRACK

MUSIC ARTIST

1	Superheroes <b>Maggie Gallagher</b>	Superheroes	The Script
2	Young Blood <b>Alison and Peter</b>	Young Blood	Sophie Ellis Bextor
3	Twisted Sister <b>Guyton Mundy</b>	She Keeps Me Up	Nickleback
4	Found Someone <b>Kim Ray</b>	I Finally Found Someone	Barbra Streisand & Bryan Adams
5	Flashlight <b>Neville Fitzgerald/Julie Harris</b>	Flashlight	Jessie J
6	WTF (What The France) <b>Darren Bailey/Fred Whitehouse/Joey Warren</b>	Want To Want Me	Jason Derulo
7	New York 2 LA (18th CBA) <b>Rachael McEnaney</b>	NY2LA	Press Play
8	Somebody Like You <b>Alan Birchall</b>	Somebody Like You	Keith Urban
9	O.M.G! <b>Dee Musk/Kate Sala</b>	Walkashame	Meghan Trainor
10	Together We Dance <b>Alison and Peter</b>	Dance With Me	Johnny Reid



# Dance Reviews

## Roads

52 Count  
2 Wall  
Intermediate



Choreographer  
**Maggie Gallagher**

Music Track And Artist

**Roads**  
**Lawson**

Absolutely love, love, LOVE this dance from the wonderful Maggie! Great track and the dance fits perfectly. Thank you Maggie, your the best!

**Gems**

Leant this at Whitby Ironstone Festival, really liked the latin music. The turn RT and turn RT with syncopation caught a few out to begin with, but nothing really difficult.

**Maureen Bullock**

Great track to dance to but some parts are very fast - the rock and cross sequence in section 4 feels a bit rushed. I love the jump/drop with the flick back at the start of section 3 that really captures the whoosh at that point in the song.

**David Spencer**

What a smashing dance! It's one of those dances where you can put as much styling in as you like. You can keep it plain or make it funky and sexy. The two restarts are really obvious and can be easily identified even if you haven't heard the song before. Big thumbs up for Maggie!

**Ross Brown**

## The Galway Gathering

32 Count  
4 Wall  
Absolute



Choreographer  
**Gary O'Reilly/  
Maggie Gallagher**

Music Track And Artist

**Games People Play**  
**Nathan Carter**

A nice neat dance my total beginners could do well done Maggie.

**Monica Varnell**

Smashing little AB dance from Gary and Maggie. My Beginners (and Improvers) have enjoyed this dance very much so. Thank you.

**Irene Stokes**

Another lovely beginner dance taught this week, which again was well accepted and enjoyed. Smooth flowing steps to a smashing tune! Thank you.


**Julie Ann Green**

Our AB's and BEG's enjoyed this as a new teach this week! A fun nice easy to follow little dance. Well done to Maggie and Gary on this nice dance and it very much deserves to be top of the chart at the moment! Well done.

**Pete Johns**

## And Get It On

32 Count  
4 Wall  
Intermediate



Choreographer  
**Daniel Trepát/  
Jose Miguel  
Belloque Vane**

Music Track And Artist

**Marvin Gaye**  
**Charlie Puth ft. Meghan Trainor**

Absolutely love love love this dance! The music the steps everything. A sure winner. Deserves an award! Well done to Daniel and Jose.

**Ryan Hymme**

Absolutely love this music. Dance is a bit tricky but well worth it just to get to dance to this fab music. Love it!

**Sally Tipping**

This is one of the best dances I've done in a long time! The music is a triumph-so much soul, you'll melt! Only 32 counts but deliciously timed to perfection. I'm going to teach this to my class and really enjoy doing so. Slightly confusing at first using all the corners but hey, that makes it refreshingly different!

**Sharon Brizon**

We are so happy to know this dance. The music is very good and the dance is a little difficult at the beginning but now with practice we know it! And from the Netherlands!

**Faye Vandenbergh**

## Break Me Up

64 Count  
4 Wall  
Intermediate



Choreographer  
**Kate Sala**

Music Track And Artist  
**Break Me Up**  
**Erika Selin**

Another great dance from Kate, nothing too taxing with one restart, should do well.

**Vikki Morris**

Have been doing this dance for 2 weeks now and it's been a hit with class. The dance fits very well to the music. I hope it will be a hit. Well done Kate.

**Angela Stokes**

This dance flows along well and seems to feel less than 64 counts, section 6 and 7 needed a little extra concentration, but once mastered proved no problem. One restart on wall 2 at 12.00 after sways so easy to remember when you are first dancing it.

**Valerie Sim**

## After The Storm

32 Count  
2 Wall  
Beginner



Choreographer  
**Tina Argyle**

Music Track And Artist  
**Calm After The Storm (Radio Edit)**  
**The Common Linnets**

With its unusual diagonal start this is a cool little beginner's dance that feels seamless and manages to be a little different at the same time, well put together to a nice easy listen track, another good dance from Tina.

**Lois Lightfoot**

Lovely little dance. Lovely track which quite a few knew for the Euro comp, very well received. We dance quite a few dances where we start in the corner so this was fine for our lot. 10 out of 10 from class. Think we will be dancing it for a while.

**Tina Fernandez**

Taught this one to my over 60's class and they really loved it, first time they have had a dance where they dance on the diagonal so very different for them, it was asked for 3 times during class, It's a nice little dance for all levels, late teaching it but so glad I have well done Tina.

**Denise Nicholls**

## Lipstick Powder And Paint

32 Count  
4 Wall  
Absolute Beginner



Choreographer  
**Clare and Stephen Rutter**

Music Track And Artist  
**Lipstick, Powder & Paint**  
**Shakin' Stevens**

Recently I was a guest instructor teaching Line dance to 40+ ladies on a tiny dancefloor. I chose four dances of which this Lipstick was first up. This great little straight 8 dance was an instant success, even the barstaff were up on the floor. We need little gems like this one to attract new blood to our fantastic pastime. Think this maybe up for an award. Good work guys.

**Victoria Moulton**

Great little catchy beginner dance. Good sing along, going well in classes. Well done Steve and Claire.

**Phil Marson**

Great little dance that our AB's through to Intermediates enjoy dancing to. Another winner from Claire and Steve, well done both!

**Claire Bell**

My beginners enjoyed this one straight away. Nothing too tricky with repeated steps which makes it easier to teach. Great little dance to add to their repertoire.

**Val Whittington**



# Just for Fun

Solutions  
Issue 230

### 80's Music Trivia

- b. Tainted Love
- c. Gladys Knight
- a. The Stone Roses
- d. Should I Stay or Should I Go?
- b. Hungry Like the Wolf
- d. And I don't know what's good for me
- a. Aztec Camera
- d. Pull Up to the Bumper
- a. It's a Sin
- d. Shakira


### Palindrome Riddles

- SWIMS
- EYE
- NOON
- SOS

### Brainteaser

The traveller asked, "Which road goes to your village." He would then take the road the villager pointed to because a truthful person would point toward the truthful village, and the liar would also point to the truthful village since he is a liar and therefore could not point to his own village.

## Quick Crossword



### ACROSS

- Reveal (4)
- Vanquished (8)
- Unvarying (7)
- Sixth sign of the zodiac (5)
- Excellent (5)
- Constricted (6)
- Observation, comment (6)
- Texas city (6)
- Criminals (6)
- Zest (5)
- Travel by car (5)
- Graceful, refined (7)
- Severe headache (8)
- Take notice of (4)
- Lazy person (8)
- Oily fruit (5)
- Stoat fur (6)
- Young eel (5)

### DOWN

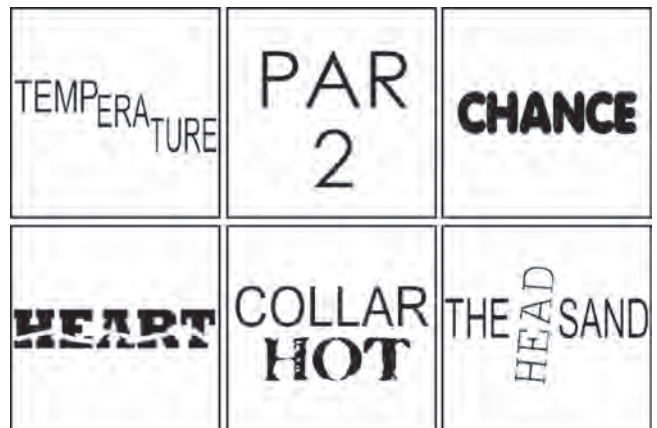
- Commotion (7)
- Arab boat (4)
- Linger, lurk (6)
- Mixed (8)
- Early part of day (7)
- Debated (6)
- At the back of a ship (6)
- Last Greek letter (5)
- Digging tool (5)
- The first man (4)

## Not So Hard Riddles

- Mary's father has 4 children; three are named Nana, Nene, and Nini. So what is the 4th child's name?
- From what heavy seven-letter word can you take away two letters and have eight left?
- The more of them you take, the more you leave behind. What are they?
- What goes around and around the wood but never goes into the wood?
- What is put on a table and cut, but never eaten?
- What's full of holes but still holds water?
- How many letters are in the alphabet?
- What flies without wings?
- What am I? I am the only thing that always tells the truth. I show off everything that I see. I come in all shapes and sizes. So tell me what I must be!
- What occurs once in a minute, twice in a moment, but never in an hour?

## Bamboozables

A bamboozable is a saying/phrase that is made up of a display of words, in an interesting way. The object is to try to figure out the well-known saying, person, place, or thing that each bamboozable is meant to represent.





## MIND YOUR MANNERS



Dance etiquette - bit delicate, isn't it? We all know the obvious 'do's and don'ts' but over the years I've come across a few less run-of-the-mill misdemeanours that may ring a few bells...

We were on a dance weekend. It was well attended and the dance floor was quite crowded. In front of us was a tall, gangly man clad in black jeans and shirt who clearly took the advice, 'dance like no-one is watching', to heart. He could have stepped straight off the 'Men In Black' film set because although when standing still he had the requisite number of arms and legs, as soon as the music began, he seemed to sprout extra, wildly flailing limbs, bringing to mind a giant beetle. Quite how he achieved this effect I don't know - we were fascinated by it and unable to resist copying him. Unfortunately he spun around and caught us in mid-flail, looking reproachfully at us as we subsided into guilty giggles like schoolkids. Our mums would have been ashamed of us, therefore:

**Item 1:** Do Not Mimic Other Dancers In Unkind Manner: A) Because It Is Not Nice, and B) Because You May Get Caught In The Act.

Personally I'd never take it upon myself to offer advice to other dancers unless I was, a) certain that I was right, and b) sure they would welcome my advice; but each to their own. I once knew a gent who was supremely confident that he knew all the steps. Furthermore, he was more than willing to share that knowledge with anyone fortunate enough to stand near to him, whether they wanted it or not. Indeed it was impossible to get him to desist, which would be all very well providing the information was correct. I bet we all know at least one person who likes to share their expertise around by pointing the way, or shouting unsolicited instructions, such as 'tag' or 'restart'...

**Item 2:** If You Are Going To Offer Help And Direction To Other Dancers, Try To Ensure You Have It Right Yourself First.

We had a young lady in our class who was, shall we say, a little eccentric. Dancing near to her was interesting as you never quite knew what might happen next... for example, she could suddenly make a lightning dart off the floor at any point and start

madly cramming crisps or chocolate into her mouth as if she was at starvation point. Or midway through a dance she might decide her bra needed adjusting, so she'd stop dancing and casually delve inside her top. On one memorable occasion it wasn't her top she delved into but we won't go there... we regulars were used to it but it could be a bit unexpected for anybody new. One evening she was behind me and as I stepped backwards my rear end collided with her hat - she had noticed her shoelace was undone and without more ado, bent down to retie it. Luckily for the pair of us we weren't moving very fast or I'd have tumbled right over her and squashed her flat. I managed eventually to suppress the overwhelming urge to ram that hat as hard as I could right over her silly ears, but it wasn't easy.

**Item 3:** Ensure Your Clothing Is Securely In Place Before Dance Begins, Thereby Minimising Risk Of Causing Potentially Fatal Accidents, Or Murder On The Floor.

When I first started dancing, the venue was very crowded and in order to try to cool us all down, we would have the fire exit doors open during the class. One warm evening, we became aware of a certain change in the atmosphere; it was, um,... powerful. Yes. If I was to describe it in the manner of Jilly Goolden and wine, I'd have to say... full-bodied sewer with topnotes of marsh gas and a hint of elderly cabbage stalk. We assumed this was coming from outside, and blamed it on the drains at first, until the regularity of the occurrence led us to suspect the drains were innocent. We were able to pretty well pinpoint the source eventually as the party concerned was, a) always present, and b) the only one in the vicinity that wasn't half asphyxiated and flapping both hands madly to try and find some fresher air. The woman clearly wasn't the brightest bulb - if she'd had any sense she would have joined in with the hand-flapping in order to throw us off the scent (see what I did there?)

**Item 4:** Do Not Expel Biohazardous Gases Whilst Dancing And Then Pretend Not To Notice Your Fellow Dancers Are All Reeling And Gasping For Breath.

None of the above to be taken too seriously, except possibly Item 4.



# Help.



Hello! It's  
me again



When you have been bullied for a long time, your mind does change and no matter how “strong” you become you never go back to who you once were, it affects your decisions and makes you hesitate on choices which can lead to you missing out. This can lead you to beat yourself up about it eventually.. In my life I try to always be open, upfront and honest and yet in one particular instance I can't. I can't open up and can't tell someone about what and who I am. The guilt is still on me... I feel guilty for being who I am, for a choice I didn't get to make. And when I see other folks who open up so freely I wonder... Will I always hide a part of myself somehow?

This month has been a bit of a strange one for me, so many highs, yet I still seem to have had a moment of just generally feeling down. But that's alright, we seem to think we always have to be on top form, but to quote a lyric from Jessie J's 'Who You Are', "it's okay, not to be okay".

You don't ever really 'get over' the effects of being bullied, you just find your way of coping and moving on. I would love that when I say to bullies

"I don't care" to actually whole heartedly mean it, but I can't. I do care and that's the part that hurts.

So how do I get out of these moments of feeling down? For me, and many of you I'm sure, it's dance. We are so lucky as a dance community to have so much choice available. So many thriving and fun classes up and down the country, socials, weekenders and holidays and a whole host of dedicated dance choreographers and musical artists. So with all that on offer, you never have to be alone. Or at least you can offer yourself a bit of solace, a solution that remains available to you most weeks of the year. Many can't.

I'm interested in hearing about how you cope when you're feeling blue. So, tell me, what are your coping strategies for when you feel a bit down? Do you have any tips or advice that you would give that help you? Talk to me! Your way of dealing with things may just be what someone else is looking for. So please send your suggestions to [Nightsaberx@gmail.com](mailto:Nightsaberx@gmail.com)

Till next month

Ryan xx

From Laurent

“ Help. Don't Hurt is something I, Ryan and Linedancer are very proud of. Bullying is something we hear quite a lot about these days. But rarely do we have to face an actual instance of it as a side spectator.

I remember something happening on a social media site not so long ago. A single post created a terrific amount of bad feeling towards an individual, with many ill judged comments and messages that kept stabbing at the same person. One helluva lot of hurt in the process. Even messages of support were in a way underlining what was happening, continuing the descent in hell for that one person. I remember thinking "I am seeing this and cannot do much about it." I contacted the bullied person privately and reassured them of my support. But in doing so, I felt I was acknowledging that they were being bullied too and that my message of support in some kind of weird way was adding to that person's distress. "I know you are being weakened and I feel sorry for you" was definitely not what I meant to say, but the fact I was using private message to say "Hey, don't worry about it!" may have given that vibe.

I did not know Ryan then. I knew of him and I had read some of his posts on Facebook. He seemed funny, charming, wild at times. I gathered that he must have encountered some tough times by some of his posts and I contacted him. True to the guy I now know, he replied almost immediately. He was honest straight away. Yes, he had been bullied,

You can contact Ryan at: [nightsaberx@gmail.com](mailto:nightsaberx@gmail.com)





# Once Upon A Line...

This month Vivienne Scott is asking two Line dance big names in the United States about how it all began for them



Frank Trace

I was visiting a friend in Cleveland, Ohio and he suggested we go out to this Country Bar because they were teaching Line dancing. Being a person that always loved to dance (I actually won a "Twist" Contest in high school) I agreed to check out the place. I joined in the lesson being taught that night. I had so much fun that I immediately got hooked.

The first Line dance that I learned was the "Tush Push" (Jim Ferrazzano). It wasn't easy for me to learn with all the turns, but then I got the hang of it and have loved the dance ever since. Other dances that I quickly grew to love were "After Midnight" (Judy McDonald), "Canadian Stomp" (Cindy Hall and Ginny Smith) and "Bosa Nova" (Phil Dennington). But the dance that really hooked me was "Dizzy" (Jo Thompson). This is a real classic dance that still fills the dance floor. The music is upbeat and the dance is so much fun to do. Everyone loves Jo Thompson Szymanski!

When I first started Line dancing most of the dances were done to country music. I loved the idea of dressing up in my Western shirt, cowboy boots and

hat. I felt like a different person from my everyday life. It was fun to meet new people who really loved dancing. The cool thing was I didn't need to rely on finding a partner to dance. You just did your own thing. Today, the Line dance world has come a long way. We now dance to every type of music which is fine by me as I enjoy all types of music. We also have various factions in the Line dance world now with Country Line dancers, Hip Hop Line dancers, Folk Line dancers and Contemporary Line dancers. Perfect!

Line dancing has changed my life. It has made me healthier and happier. It has saved my life twice and has gotten me through some very rough times. I have friends from all over the world because of my choreography and instructing at workshops. I love getting up in front of a large group and teaching my favorite thing...Line dancing. It has opened an entire new world. I now would like to advance this feeling and happy times for others. I want to play a part in keeping the Line dance world alive and well as we "Vine to the Left" and "Vine to the Right" with friends.

*NOTE: There are not many dancers who don't know 'Dizzy' choreographed by Jo Thompson Szymanski. It is a classic on the dance floors and dancers never seem to tire of it. Even recently it is still number 27 on the Linedancer 'Old Favourites' chart.*



# Once Upon a Line

**Jo Thompson Szymanski**

## Dizzy

### 4 WALL – 32 COUNTS – INTERMEDIATE

STEPS	ACTUAL FOOTWORK	CALLING SUGGESTION	DIRECTION
<b>Section 1</b>	<b>Forward Rock, Coaster Step, Pivot 1/2 Turn x 2</b>		
1-2	Rock forward on right. Recover onto left.	Rock Forward	On the spot
3&4	Step back on right. Step left beside right. Step forward on right.	Coaster Step	
5-6	Step forward on left. Pivot 1/2 turn right.	Step Half	Turning right
7-8	Step forward on left. Pivot 1/2 turn right.	Step Half	
<b>Section 2</b>	<b>Cross-Side-Sailor Step x 2</b>		
1-2	Cross left over right. Step right to the right side.	Cross Side	Right
3&4	Cross left behind right. Step right to right side. Step left in place.	Left Sailor	On the spot
5-6	Cross right over left. Step left to left side.	Cross Side	Left
7&8	Cross right behind left. Step left to left side. Step right in place.	Right Sailor	On the spot
<b>Section 3</b>	<b>Cross, 1/4 Turn, Shuffle Back, Back Rock, 1/2 Turn x 2</b>		
1-2	Cross left over right. Step right to right side.	Cross Side	Right
3&4	Turn 1/4 left stepping back on left. Step right beside left. Step back on left.	Shuffle Quarter	Turning left
5-6	Rock back on right. Recover onto left.	Rock Back	On the spot
7&8	Turn 1/2 left and step back on right. Turn 1/2 left and step forward on left.	Half Half	Turning left
<b>Section 4</b>	<b>Shuffle Forward, Step, Pivot 1/2 Turn, Shuffle Forward, Step, Pivot 1/2 Turn</b>		
1&2	Step forward on right. Step left beside right. Step forward on right.	Right Shuffle	Forward
3-4	Step forward on left. Pivot 1/2 turn right.	Step Turn	Turning right
5&6	Step forward on left. Step right beside left. Step forward on left.	Left Shuffle	Forward
7-8	Step forward on right. Pivot 1/2 turn left.	Step Turn	Turning left

**Choreographed by:** Jo Thompson Szymanski

**Choreographed to:** Dizzy by Scooter Lee  
(CD: The Best of Scooter Lee also available on itunes)



A video clip of this dance is available at [www.linedancerweb.com](http://www.linedancerweb.com)



# Once Upon A Line...



Juliet Lam

Dancing has always been my passion. I was introduced to Line dancing in Dallas in 2003. My initial interest and curiosity soon developed into an addiction. I have been Line dancing ever since.

Line dancing is a unique form of exercise, that does not require a partner. It provides the heart-healthy benefits of an aerobic exercise while also allowing to engage in a social activity. For me it is the perfect pastime. Furthermore, I love much more about it from all the varieties of music to the confidence that grows from mastering a dance.

The dance that sticks in my mind, the one that made me think "this is for me" is "Once Upon A December" by Jo Thompson. In my early Line dance years, I did not know many dances. Frequently I sat and watched experienced dancers dancing at the monthly social parties. One night, the host played "Once Upon A December" and I watched people dance. I thought that was the most beautiful, elegant

Waltz I had ever seen. I told myself "This is for me, I must learn it!". A wonderful dancer named Ann Dively taught me the steps. I was so grateful to her. But Ann lost her battle to pancreatic cancer three years ago. Every time, I do this dance, it always brings back the fond memories of her, her beautiful smiles, courage and friendship. Ann, you will be missed forever.

*NOTE: 'Once Upon A December' was choreographed by Jo Thompson in 2000. To give you an idea of the reaction to this dance, here's a review from Nicola Glenc: "I love it! After nearly a year of knowing it I still love it. It goes so well with the music. It's nice and fast too, which is good because it makes it stand out from every other waltz. Jo Thompson is well known for creating gorgeous dances...perfect example here." Interestingly, another option was given by Jos Slijpen who commented that his group was dancing it to 'The Last Waltz' by Rodney Crowell and it didn't need the tag for this track.*



# Once Upon a Line

Jo Thompson Szymanski

## Once Upon A December

### 4 WALL – 48 COUNTS – ADVANCED

STEPS	ACTUAL FOOTWORK	CALLING SUGGESTION	DIRECTION
<b>Section 1</b> 1-3 4-6 7-9 10-12	<b>Left Twinkle, Right Twinkle, Step, Ronde, Side Drag</b> Cross left over right. Step right to right side. Step left in place Cross right over left. Step left to left side. Step right in place. Cross left over right. Sweep right from back to front. Cross right over left. Step left to left side. Drag right towards left. Touch right beside left.	Left Twinkle Right Twinkle Cross Sweep Cross Side Drag Touch	On the spot   Left
<b>Section 2</b> 1-2 3 4-6 7-8 9 10-12	<b>1/2 Turn, 1/2 Turn, Step, Left Twinkle, 1/4 Turn, 1/4 Turn, Step, Left Twinkle</b> Step right to right side starting full turn right. Step onto ball of left completing full turn Step right to right side. (12 o'clock) Cross left over right. Step right to right side. Step left in place. Cross right over left starting 1/2 turn left. Step onto ball of left completing 1/2 turn left. Step right to right side. Cross left over right. Step right to right side. Step left in place.	Half Half Side Left Twinkle Quarter Quarter Side Left Twinkle	Turning right Right On the spot Turning right Right On the spot
<b>Section 3</b> 1-3 4-6 7-8 9 10-12	<b>Right Twinkle, Left Twinkle, 1/4 Turn, 1/4 Turn, Drag, Side, Drag, Touch</b> Cross right over left. Step left to left side. Step right in place. Cross left over right. Step right to right side. Step left in place Cross right over left starting 1/2 turn left. Step onto ball of left completing 1/2 turn left. Drag right to touch beside left. Step right to right side. Drag Left towards right. Touch left beside right.	Right Twinkle Left Twinkle Quarter Quarter Touch Side Drag Touch	On the spot   Turning right Right
<b>Section 4</b> 1 2-3 4-6 7 8-9 10-12	<b>1/4 Turn, 1/2 Turn, Basic Back, Step, 1/2 Turn, Basic Back</b> Step left to left side turning 1/4 left. On ball of left turn 1/2 left stepping onto right. Step back on left. Step back on right. Step left beside right. Step right in place Step forward on left (toe turned left to prepare for turn). On ball of left turn 1/2 left stepping onto right. Step back on left. Step back on right. Step left beside right. Step right in place	Quarter Half Back Basic Back Step Half Back Basic Back	Turning left Back   Forward Back
<b>Tag:</b> 1 2-3 4-6 7-12	<b>Facing the front at the end of the 4th wall</b> Step forward on left (toe turned left to prepare for turn). On ball of left turn 1/2 left stepping onto right. Step back on left. Step back on right. Step left beside right. Step right in place Repeat counts 1-6	Step Half Back Basic Back	Forward Back

**Choreographed by:** Jo Thompson Szymanski

**Choreographed to:** Once Upon A December by Deana Carter  
(CD: Anastacia also available on amazon)



A video clip of this dance is available at [www.linedancerweb.com](http://www.linedancerweb.com)





## Red Kite

Sarah Cracknell

Red Kite is the much-anticipated new solo album by Saint Etienne's lead singer Sarah Cracknell. Musically, 'Red Kite' has a sophisticated, pastoral feel, drawing on classic 60s pop with less of a dance music influence than Saint Etienne. Sarah has co-written all the songs bar one cover version, The Mutineer. It's fanfares by new single 'Nothing Left To Talk About', a duet with guest vocalist Nicky Wire of the Manic Street Preachers. Recorded at Big Pink, Oxfordshire and in Cardiff in winter 2014 and early 2015, the album has been co-produced by Carwyn Ellis (Colorama). The belated follow-up to her 1997 album Lipslide, Red Kite is being promoted with a major marketing campaign across all media. Red Kite is Sarah's first recorded outing since Saint Etienne's 2012 album 'Words And Music'.



## Magic Bus

Various

Magic Bus is a stunning collection of the music that sound-tracked the journeys taken along the 'hippie trail' by thousands in the late 60s, early 70s. Rolling on from London to Amsterdam, then to Istanbul and finally to Kathmandu in Nepal, the epic voyage and indeed the mode of transport itself has entered the cultural vernacular. 'Magic Bus' opens a window that allows the aromatic atmosphere of a cherished era to filter back to us. These are intoxicating memories, and this music encompasses the collective positivity of the times that underlined a generational shift; but most importantly this is about far more than just basking in nostalgia, this is some of the greatest music ever recorded. This music, and this journey, was truly an immersive experience for those who hit the 'hippie trail'.



## Big Love

Simply Red

Simply Red release their first new studio album in eight years with Big Love. When the band announced a massive world tour to celebrate their 30th anniversary last autumn, main man Mick Hucknall started thinking about recording again. "Once I began wondering how Simply Red were going to sound, I started writing songs," says Mick. And once he started, he couldn't stop. Big Love is the first Simply Red album to feature only original compositions since 1995's 'Life'. All twelve tracks are written by Mick Hucknall and produced by Andy Wright. Highlights include the celebratory first single 'Shine On' driven by their trademark blue-eyed soul sound and 'The Ghost Of Love', a big soul song punctuated by wah-wah guitar and the kind of bold orchestral strokes that once powered Barry White and his Love Unlimited. The break has done Mick Hucknall a power of good, newly refreshed he now has a much clearer appreciation of Simply Red's considerable legacy.

# Laura looks back



'Busy, busy, busy' is the only way to describe instructor and choreographer *Laura Sway* these days. So Linedancer was very lucky to catch up with her recently between events to find out how things got started, this is her story.

I'm Laura Sway, I live in Dartford, Kent and recently turned 30 years old! But that's not all there is to know about me...

Dancing has always been a huge part of my life since the age of three. I began with ballet and tap classes twice a week at my local church hall and this continued until I was 12 years old which is when I decided I needed to take a break away from dancing. But at this point I was still Line dancing which I started at age 10.

The came about when my mum decided she wanted to join a Line dance class up the road with a few friends from work and asked if I could go with her for company. Reluctantly I went and for the first class I tried to still act cool.

By the second class I could not resist! I fell in love with it and that was it. My mum's shifts at work changed and sadly she had to stop, so panic set in until I was rescued by Julie Lockton,

who then became my Line dance taxi. Thanks Julie!

Throughout my time at this particular club I took my medal exams for bronze, silver and gold. Then a few years later along came the competitions. Age 18 came around quick, I had just finished my A-levels but even then, my heart was set on dancing. So that's what I did.

I applied for an audition at a full time dance college, I got through the audition and started there in September 2002. It was four years of blood, sweat and tears but fun and memories to last a lifetime.

2006 came and I graduated with Btechs, Diplomas and my professional dance certificate. For the next couple of years I studied for my teachers exams. Through all this I was also taking part in many shows, pantomimes, demonstrations, teaching, festivals holiday parks, Disney and a cruise too.


I then felt it was the right time for me to settle down and open my own dance school. Thankfully this became successful within a couple of months of opening.

I now teach ballet, tap, street, street cheer, cheerleading, modern, jazz, contemporary and musical theatre. As well as this I teach fitness and Line dancing. I find it to be the most rewarding job as I'm able to share my knowledge, skills and passion to others. I have now progressed to instructing 15 classes a week and I'm loving it. I also instruct and dance in demonstrations on Line dance weekends.

As an instructor there can be a few challenges but the one for me has to be keeping up with the charts and all the great dances that are being released. Most dancers that attend classes dance socially as well at weekends so the last thing you want is for them to be sitting watching.



# Laura loo



So to keep up with what is popular is important and of course to teach the dances they would like to learn as well.

When I am asked what I feel is the best thing about Line dance, for me it has to be the social side. Everyone is there to learn, have fun and make new friends. My non Line dance friends are always amazed with how many people I talk to from all over the world, they say it's amazing. Some I have never met before and some I only get to see once a year, but when we get together it's fantastic and we do make the most of it for sure.

Even though I love instructing and it certainly keeps me busy, I felt I wanted

to go a step further. So I wanted to try my hand at choreography. I started with choreographing a few dances just for fun. They were taught in a few different countries which I couldn't quite believe. The real hit for me was when I co-choreographed 'Brave'.

We choreographed it at the Crystal Boot Awards in a tiny hotel room. It was great fun putting it together. We had a sneaky practice, which is when Dee Musk and Karl-Harry Winson came in to have a look and help tweak a couple of bits and they said it was great. After the awards we couldn't quite believe how many people were teaching it at events and how quick it climbed up the charts. The

biggest shock for me personally was when I saw that it was nominated for the awards 2015. Wow! It was an amazing feeling and experience.

We may not have won an award but we definitely felt like winners. Thanks again to everyone for teaching, dancing and voting. That was when things became almost surreal, what a fantastic feeling to see everyone enjoying one of my dances and to have people taking the time to thank me for a great dance.

Since then I have been booked on many events for instructing and dance demos. I have taught at many in the UK and Spain and I am looking forward to many

# ooks back



more including Malaysia and the big U.S. It's a fantastic feeling and I'm loving it!

Many people have impressed me in the Line dance world but my role models in Line dancing have to be the 'Masters in Line' team. From when I started Line dance I was in awe of how they used to put on the best events going, I used to go with friends to all of them. The weekends were all very well organised and planned, brilliant instructors with amazing personalities and fantastic demonstrations.

To this day I would say they are who I look up to and have inspired me into doing what I do now. Other Line

dance personalities I admire are Rachael McEnaney, who is someone I would say is the perfect role model for her continuous hard work, great choreography and just everything in general that she does in the world of Line dance.

Another would be Rob Fowler, an absolutely fantastic instructor, great personality and has always produced the best dances and still continues to produce legendary dances today. If I can achieve half of what these guys have then I would be extremely happy.

However I do have my own ambition, which is to be able to carry on dancing

and having a blast. I have lots of events that I'm now booked on to teach over the next couple of years.

All over Europe and further, so I want to be the best I can be and make people happy. If I can produce some cracking dances for people to enjoy then that would be a bonus too. The thought of travelling the world and doing something I love would be fantastic.

Line dance means the world to me! I couldn't imagine my life now without it. I laugh when I think of people that don't, as I wonder what they actually do!? But I honestly feel that Line dancing has made me the person I am today.



# Linedancer

The world's favourite magazine  
dedicated to Line dancing



## Join online

- Instantly cheaper  
SAVE OVER 16% off the cover price  
and get your magazine delivered to  
your door POST FREE† every month
- Instant access  
to the LARGEST and MOST  
COMPREHENSIVE online  
community dedicated to Line dancing
- Instant benefits  
including hundreds of instructional  
VIDEOS, thousands of DANCE  
SCRIPTS and so much more!

All for just £30\* per year

12 editions of the magazine \* online price only; † includes  
delivery of the magazine to any UK mainland address

[www.linedancerweb.com](http://www.linedancerweb.com)

1132386

### PEACE TRAIN

Linedance Disco  
For all Levels & Occasions  
1st Class Instruction Available  
For Details and Bookings

07774 983467  
01727 869210

1092905

**Cath's Kickers**  
Classes • Events • Workshops • DJ Services

Cathy Hodgson - Instructor  
djmadcat@hotmail.co.uk  
[www.cathskickers.co.uk](http://www.cathskickers.co.uk)  
07891 862428

1125984

To advertise  
your club  
or event here  
please call  
Steve on  
01704 392352

[www.linedancerweb.com](http://www.linedancerweb.com)

1139499

## Regalos

Line dancing  
& Western store

Comfortable and lightweight  
with a low profile design

**£24.95**

Join us on [www.facebook.com/RegalosBlackpool](http://www.facebook.com/RegalosBlackpool)

256-258 Dickson Road Blackpool, FY1 2JS  
[www.Linedancing-Shop.co.uk](http://www.Linedancing-Shop.co.uk)  
email: [sales@regalos.co.uk](mailto:sales@regalos.co.uk)  
Telephone: (01253) 591414

WE ARE 1 MILE NORTH OF TOWER  
POWER & TOWER PROMENADE  
MILTON HALTON DICKSON Gynn Sq LAVERY  
We are here  
Ask for Gynn Square  
we are across the road from the Gynn Pub

1134277

## MILTON HILLTOP CARLISLE

FRI 31st JULY - MON 3rd AUG

### 3 Nights of LIVE MUSIC 4 WORKSHOPS

**PAUL BAILEY**

TEXAS TORNADO'S

**RICHARD PALMER**

**WEEKEND TICKETS**

**WORKSHOPS  
SAT & SUN  
WITH  
PETER & ALISON**

# £45

Fri Night £10  
Sat morning £10  
Sat afternoon £10  
Sat night £10  
All Day Sat £25  
Sunday as above

Please make cheque's To: Mr J SEWELL.  
Send To : 4 WOODSIDE, BROUGHTON MOOR, MARYPORT.  
CA15 7RR. TEL:01900 812790 / 07739585033 EMAIL [sewell5@aol.com](mailto:sewell5@aol.com)

1141419

## Aberdeenshire

**Stonehaven, Peterculter**  
**Kincardine Kickers**  
Stephen  
01224 317166 / 07969888697

## Bedfordshire

**Bedford, Putnoe and**  
**Wilstead**

**Isla's Linedance Club**  
Isla  
07725487190

## Kempston

**Adrian Marsh School of**  
**Dance**  
Sara Marsh  
01908 393315

## Leighton Buzzard

**Adrian Marsh School of**  
**Dance**  
Sara Marsh  
01908 393315

## Berkshire

**High Wycombe,**  
**Flackwell**

**Heath**  
**Silver Star LDC**  
Annie Ziolkowska  
07866 465622

## Langley, Hounslow

**Dancing Cowboys**  
Roy & Edie Ogilvie  
0208 848 0142 / 0780 336  
1025

## Lower Earley, Reading

**Steps 'n' Stetsons**  
Julie Myers or Stephanie Stoter  
0118 9618450

## Maidenhead

**The Rays Line Dance Club**  
Sandra  
01628 625710

## Newbury

**Spirit Of The West**  
**Linedancers**  
Ray Cadden  
01635 46975

## Slough

**Country Knights**  
Marie Knight  
07835827082

## Taplow

**The Rays Line Dance Club**  
Sandra  
01628 625710

## Twyford

**Crystal Steps**  
Diane Moor  
01189 404408

## Bristol

**Bristol**  
**Modern Soles**  
Jacqi Meacham  
07974120184  
\*Ref: 3500

## Buckinghamshire

**Chalfont St Peter**  
**Chalfont Line Dance Club**  
Christina Capel  
07952815076  
\*Ref: 3191

## Higher Denham

**Christina's Line Dancers**  
Christina Capel  
07952815076  
\*Ref: 3190

## Maidenhead

**Silver Star LDC**  
Annie Ziolkowska  
07866 465622

## Milton Keynes

**Adrian Marsh School of**  
**Dance**  
Sara Marsh  
01908 393315

## Tramline Stompers

David Lean  
01908 310937

\*Ref: 91

## U3A Milton Keynes

Margaret Atherton  
07588 114834  
\*Ref: 3282

## Stony Stratford, Milton Keynes

**Karry On Linedancing**  
Karen Woolward  
07905479410

## Tring

**Stets N Spurs**  
Paul Parsons  
07773 191931

## Winslow

**Adrian Marsh School of**  
**Dance**  
Adrian Marsh  
01908 393315

## Cambridgeshire

**Bottisham, Cambridge**  
**InStep LDC**  
Rick 'n' Chris Brodie  
01353 650219

## Cambourne

**Love 2 Line dance**  
Sue Smith  
01954 267806

## Cambridge

**Cherry Hinton Line Dance**  
**Club**  
Margaret Phillips  
01223 249247  
\*Ref: 3505

## Love 2 Line dance

Sue Smith  
01954 267806

## Cottingham

**JKDancin**  
Jo Kinsler  
07914043205

## Huntingdon, St Ives,

## Godmanchester,

## Ramsey

**Bootscooterz**  
Dawn & Lorraine  
01487 824143 or 01480 494367

## Prickwillow, Ely

**InStep LDC**  
Rick 'n' Chris  
01353 650219

## Sawtry

**The Sawtry Steppers**  
Julie Gillmore  
07939 070 406

## St Neots

**Silver Boots Line**  
Sylvie World  
01480353970

## Cheshire

## Grappenhall,

## Warrington

**Best Western Linedancers**  
Roy & Ann  
01925 267942  
\*Ref: 708

## Runcorn

**M&J's Mob**  
Joyce Moorefield  
01928 560093

## Stockport

**NW Line Dance Club**  
Adrian  
07709910256  
\*Ref: 1183

## Warrington

**Line Advance with Jenny**  
**& Russ**  
Russ  
07801 537963

## Cleveland

**Middlesbrough**  
**Achy Breakies & Crazy**  
**Stompers**  
Ann Smith  
01642 277778  
\*Ref: 2438

## Clwyd

## Old Colwyn, Colwyn

## Bay,

## Abergele

**Maggie And The Midlife**  
**Cowboy**  
Maggie  
01492 530985

## Cornwall

**Altarnun, Launceston**  
**Altarnun Linedancers**  
Joan Holmes  
01840211122  
\*Ref: 2997

# where2dance

Due to space restrictions, club details published in the magazine are limited and subject to a five monthly update. However details that are published online at [www.linedancerweb.com](http://www.linedancerweb.com) are fully comprehensive and unlimited. They can be searched and viewed instantly by anyone, at anytime from anywhere around the world.

## MAKE SURE YOUR CLUB IS LISTED

### POSTAL OPTION

Complete the form at the end of where2dance and post to:

**where2dance**  
**Linedancer Magazine**  
**Southport PR9 0QA**

### EMAIL OPTION

Complete the form at the end of where2dance and email a copy to:

**admin@linedancerweb.com**

## Bodmin

**HRDW**  
Helen  
01840 213814

## Boscastle

**Boscastle Linedancers**  
Joan Holmes  
01840211122  
\*Ref: 3426

## Delabole

**HRDW**  
Helen  
01840213814

## Helston

**A Chance To Dance**  
Wyn & Merv  
01326560307

## St Teath

**HRDW**  
Helen  
01840 213814

## Wadebridge

**HRDW**  
Helen  
01840 213814

## County Antrim

## Lisburn

**Cajun Critters CMC**  
Noreen  
028 92 667715

## County Derry

## Derry

**Borderline Bandits**  
**Linedance Club**  
Tony  
07712938006

## County Down

## Bangor, Donaghaoe

**Silver Spurs**  
Gill  
02891459078

## Cumbria

## Carlisle

**A&B Stompeers**  
Ann & Bill Bray  
01228548053

## Kendal

**Sues Line Dancers**  
Sue  
07772757748

## Derbyshire

## Allestree, Derby

**Jetsets Nuline Dance**  
Jane Middleton  
0115 930 9445

## Devon

## Barnstaple, Bideford

## Makin' Waves

Angela Rodwell  
01271860116  
\*Ref: 2977

## Stetsons & Spurs

Patricia Hancock  
01271 329013  
\*Ref: 647

## Kingsbridge

## Line Dancing With Sue

Sue  
0798981789  
\*Ref: 3518

## Kingsteignton Senior

## Citizens

## Club, Oakford Lawn,

## Kingsteignton, Newton

## Abbot

## TQ12 3EQ

## Kickin' Line Dancers

Sophie Turner  
07572 260451

## Plymouth, Torpoint

## Gill's Line Dance

Gill Cottell  
01752 923520  
\*Ref: 2819

## Torquay

## Floorshakers

Chris Jackson  
01803 840394

## Dorset

## Broadmayne,

## Charminster,

## Dorchester

## L & B Line

Lyn  
01300 320559  
\*Ref: 656

## Weymouth

## Borderline Scuffers

Paul & Jo Barrow  
01305 773033

## East Lothian

## Edinburgh, Leith

## Edinburgh City Kickers

Graham Mitchell  
07971639755

## East Yorkshire

## Beverly,

## Westwood Wanderers

Hilary Usher  
01482 867538

## Essex

## Billericay

## The Outwood Common LDC

Tina  
07847 102913

## Braintree

## Crazy Chicks

Marion French and Ann Gandy  
01376 521291 / 322224  
\*Ref: 2751

## Rainham, Ilford,

## Redbridge

## Kelado Kickers

Pat Gladman  
01708 551629



## Rayleigh

### Woody's Line Dance

Pat Wood  
01268777171 /07977520061

### Southend-On-Sea,

## Hadleigh,

### Hockley

#### Blazing Boots

Stephanie  
07718 246434

### Stanford Le Hope,

## Ilford,

### Canvey Island,

## Upminster,

### Chadwell Heath T&V

Vera Fisher  
07595 322839

## Glamorgan

### Aberdare

#### Flicks 'n' Kicks Line Dancers

Mandy Monk  
07919509800

### Swansea

#### Coastliners

Val Whittington  
01792 234734

## Glamorgan (South)

### Cardiff

#### Divas 'n' Dragons Dancers

Amanda Williamson  
07916165350

#### Gill's Linedancers Cardiff

Gill Letton  
029 2021 3175

#### Line Dance in Cardiff

Denise  
02920212564  
Hank  
02920 212564

## Gloucestershire

### Avening, Cam, Dursley

#### Just 4 Fun

Maureen Wingate  
01453 548680

### Cam, Dursley

#### Just 4 Fun

Maureen Wingate  
01453 548680

\*Ref: 582

### Cheltenham

#### Buckles 'n' Boots

Andy & Kay Ashworth  
01452 855481

### Cinderford

#### Heelgrinders

Brenlen  
07899717065

\*Ref: 2836

### Dursley

#### Just 4 Fun

Maureen Wingate  
01453 548680

\*Ref: 1795

## Gloucester

### Buckles 'n' Boots

Andy & Kay Ashworth  
01452 855481

### Shootin' Stars

Jackie Barber  
07882961358

### Stroud

#### so2dance

Susanne Oates  
07541814362

### Tewkesbury, Westbury on Severn

#### New Liners Line Dancing

Billy Wells & Gavin Preedy  
07791 560007

## Greater

## Manchester

### Bolton

#### Alan B's Nuline Dance

Jacqui Jax  
01204 654503

### Oldham

#### AppleJacks LDC

Pauline Bell  
01924 420385

### Stockport

#### NW Line Dance Club

E Lowry  
01614318275

### Worsley, Manchester

#### Our Club

Sue/Debra/Alan  
07833221595

## Hampshire

### Andover

#### Golden Eagles Linedance

#### Club

Debbie  
01264 339061

### Basingstoke

#### Silver Wings

Sue  
01256321972

### Bedhampton,

## Portchester,

### Widley, Waterloooville

#### BJ's Line Dancing

Beverley Chevis  
023 9236 1330

#### The Line Dance Company

(formerly BJ's Line Dancing)

Bev

023 9236 1330

### Bishops Waltham

#### Amigos Line Dance Club

Mick Storey  
01329 832024

\*Ref: 1858

### Cosham

#### Jayz Linedanz Club

Janis Budgen  
07952 448203

## Fareham, Stubbington

### Urban Line Dance

Ray Hodson  
01329 315641

### Farnborough

#### Lisa's Laughterlines

Lisa  
079117 854812

### Havant

#### Jayz Linedanz Club

Janis Budgen  
07952 448203

### Headley

#### Fine Lines

Hazel Morris  
07730755203

\*Ref: 2080

### Petersfield

#### Jayz Linedanz Club

Janis Budgen  
07952 448203

### Portchester

#### Jayz Linedanz Club

Janis Budgen  
07952 448203

### Portsmouth

#### Amigo's Line Dance Class

Mick Storey  
01329 832024

\*Ref: 1857

### Portsmouth, Fareham,

### Titchfield,Stubbington

#### Southern Steppers

Jan Harris  
01329 288360

### Rowlands Castle

#### Jayz Linedanz Club

Janis Budgen  
07952 448203

### Southampton

#### Amigos Line Dance Club

Mick Storey  
01329 832024

\*Ref: 1855

### Southampton, St Deny's

#### Western Wranglers

Wayne Dawkins  
07583892186

\*Ref: 682

## Herefordshire

### Bishops Frome

#### Frome Valley Steppers

Gina Grigg  
01885 490754

### Bromyard

#### Silver Horseshoe LDC

John and Dorothy Libby  
01885 483906 or 07557415636

## Hertfordshire

### Baldock

#### Friends In Line

Kath Vasey  
07581483174

Sue or Kath

01462 732589

## Borehamwood

### Country Knights

Marie Knight  
07835827082

### Letchworth, Garden

## City

#### Footsteps School of

#### Dancing

Nigel Price  
01462673895

\*Ref: 3520

### Potters Bar

#### The Dance Factory UK

Alison Biggs  
01727 853041

### Rickmansworth,

## Croxley Green

#### G & B

George  
01923 778187

\*Ref: 958

### St Albans, Sandridge,

## Hatfield

#### Peace Train

Tony Risley  
07774983467

## Isle Of Man

### Douglas

#### Frank's Gang

Frank  
01624618022

## Isle of Wight

### Cowes

#### Western Shufflers

Dave  
01983609932

### Freshwater

#### Driftwood

Corinne  
01983 752398

### Newport

#### Vectis C M C

Dave Young  
01983609932

## Judith's Line

## Dance

### London SW17

#### Judith's Line Dance

Judith Carswell

## Kent

### Ashford

#### Silver Dollar Linedancers

Tara Busbridge  
07973919735

### Beckenham, West

## Wickham

#### Triple J

Jacqui  
020 8777 8876

## Belvedere, Dartford,

## Swanley

#### Scuffs 'n' Struts

Barbara  
01634 817289

\*Ref: 966

### Birchington

#### Birchington Village Centre

Theo Loyla  
01843 833643

### Birchington, Westgate

#### & Monkton

#### Line Rangers

Theo Loyla  
01843 833643

### Borstal, Walderslade,

## Rainham,

### Strood, Hoo, Rochester,

### Sittingbourne

#### Pony Express

Linda Eatwell  
01634 861778

\*Ref: 888

### Canterbury

#### JBs Nuline Linedancing

Judy  
01227 730578

### Crayford, Welling

#### Boogie Boots

Brenda  
07958275036

### Darenth

#### Lonestar Linedancing

Val Plummer  
01634 256279

### Farningham

#### Linda's Linedancing

Linda Gee  
01732 870116

### Folkestone

#### Check Shirts

Julie Curd  
01303 274178

### Hoo

#### Lonestar Linedancing

Val Plummer  
01634 256279

### Petts Wood, Hayes Kent

#### Calgary Stampede

Julie Mott  
01689 876940

\*Ref: 3117

### Queenboroug,

## Sittingbourne,

### Rainham

#### North & South LDC

Carol Fox  
0797 3677390

### Rainham, Gillingham

#### Texas Bluebonnets

Trevor and Linda  
01634 363482

### Tenterden

#### Deep South

Caroline Power  
01580 762755

## Tenterden Town LDC

Anne Alexander  
01233 850565

### Tunbridge Wells,

## Southborough,

## Rusthall,

### Sevenoaks

#### Pink Cadillacs Line & Solo

#### Dance

Gillie Pope  
07778 733706

### Wateringbury,

## Maidstone

#### Three Left Feet

Fiona  
01732 872624

\*Ref: 636

## Lancashire

### Accrington, Bamber

## Bridge,

## Blackburn

#### Suzi Beau Dance

Suzi

07518028280

### Atherton

#### D's Dance Ranch

Dorothy  
07775528397

## Blackburn

#### Line Dance Fusion

Susan  
07518028280

### Blackburn, Burnley,

## Lytham

### St.Annes

#### Steppin` Line

Sandra Lynton  
01253735447

## Blackpool

#### Rhinestone Country Disco

Paul or Shirley  
01253 349853

### Blackpool, St Annes On

## Sea,

## Fleetwood

#### Fancy Feet Blackpool

Jean Webb  
07984188972

### Bolton

#### Alan B's Nuline Dance

## Horwich Bolton

### Elaine's Dancers

Elaine  
01204 694609

\*Ref: 1524

## Leyland, Preston, Blackburn

### Step4ward Dance

Chris Lane  
07780 711827

\*Ref: 3354

## Lytham St Annes

### Linedance & Friendship

Club  
Marlene  
01253 782485 07778 444973

## Oldham

### Fiddle & Steel CMDC

Pat Needham  
0161 652 4361

## Oswaldtwistle

### Line Dance Fusion

Susan  
07518028280

## Preston

### Alan B's Nuline Dance

Alan Birchall  
01204 654503

## Hooligans

Sheila Walmsley  
01772 611975

## Leicestershire

## Leicester

### DanceXplosion/Julie Harris

Julie Harris  
07971590260

### Neville Fitzgerald

Neville Fitzgerald  
07894947334

## Lincolnshire

### Great Casterton;

## Stamford

### Chloe Harley

Chloe Harley  
07854415814

## Lincoln

### Cherry Reepers

Susan Gaisford  
01522 750441

## Mablethorpe

### BriJen Line

Brian Williams  
0787576452

## Skegness

### Kool Coasters

Theresa & Byron  
01754 763127

## London

## Bermondsey, Eltham

### Toe Tappers & Stompers

Angie Tolley  
07958301267

## Ealing

### Celtic Connections

Anne Reilly  
07946 568029

## Greenford

### Country Knights

Marie  
07835 82 70 82

## Hazelhurst Road

### Get-In-Line! Modern Line

### Dancing Class

Ben Kavanagh  
07850413445

## Tooting Broadway

### Judith's Line Dance

Judith Caswell  
07792742423

## Walthamstow

### Rockies & Wranglers

Lesley  
07968 036373

\*Ref: 191

## Manchester

## Worsley

### Our Club

Debra or Sue  
07833221595 or 01617904172

## Merseyside

## Bromborough,

## Wallasey,

## Birkenhead, New Ferry

### Chay's Stompers

Chris Jones  
07745458362

## Formby, Liverpool

### Wild Bills LDC

Chrissie Hodgson  
01704 879516

## Formby, Netherton,

## Litherland,

## St Helens, Warrington

### Texas Rose Linedancing

Pam Lea  
0151 929 3742

## Liverpool

### Flying Boot Stompers

Nicia  
0151 4769852/07776317318

\*Ref: 3280

### Wild Bills LDC

Chrissie Hodgson  
01704-879516

## Southport

### Reets Dance Ranch

Reet  
01704 809354

### Shy Boots And Stompers

Betty Drummond  
01704 392 301

## St Helens, Billinge

### Krazy Feet

Jo Myers  
01744 629336

## Upton, West Kirby

### Rhythm In Line

Jackie  
0151 678 3275

\*Ref: 683

## Mid Glamorgan

## Pontypridd

### Bootleggers S. Wales WDC

Brian Wright  
07861 688911

## Middlesex

## Ashford

### Strait Lines

Judy Bailly  
07958 455403

\*Ref: 3321

## Eastcote, Hillingdon,

## Pinner,

### Ruislip

### 1st Steps Beginners/

### Intermediate

Stephanie  
07958 643307

\*Ref: 981

## Hayes

### Angels Linedance Club

Lorraine  
07717 838422

## Hayes, Hillingdon

### Dancing Cowboys

Roy Ogilvie  
02088480142

## Kenton, Harrow

### AB Coasters

Val Myers & Tanya  
Hawkesworth  
07958962007/07721517718

## Laleham

### Strait Lines

Judy Bailly  
07958 455403

\*Ref: 3322

## Northwood

### Js Linedance

Jane Bartlett  
07986 372968

\*Ref: 3513

## Pinner

### 1st Steps Beginners/

### Intermediate

Stephanie  
07958 643307

\*Ref: 2131

## Ruislip Manor

### Strictly Linedancing

Stuart Wilson and Jenny  
07710 247533

\*Ref: 3287

## Twickenham

### Strait Lines

Judy Bailly  
07958 455403

\*Ref: 3318

## West Drayton

### Angels Linedance Club

Lorraine  
07717 838422

## Midlothian

## Edinburgh

### Phelan School of Dance

Mary Phelan  
07852 941766

## Monmouthshire

## Cwmbnan

### Crowvalley Dance Club

Vera Adams  
01633866753

## Norfolk

## Diss

### Monterey WDC

Melissa Hawkes  
01379651773  
07770 875404

## Heacham, Hunstanton

### DyNMo

Diane  
01485571166

## Norwich

### Claire Dimensions

Claire Snelling  
07721 650069

### Wednesday Weavers

Sandra Williams  
01603 872102

\*Ref: 3498

### Wild Stallion

Sandra  
01603 435666/449966

\*Ref: 2663

## Reepham, Norwich

### Wednesday Weavers

Sandra Williams  
01603 872102

\*Ref: 2318

## Watton

### Watton Liners

Nikki  
07851350704

## Northamptonshire

## Daventry, Northampton

### Julie Harris

Julie Harris  
07971590260

## Daventry, Pattishall,

## Bugbrooke

### The J & S Dance Ranch

James and Suzanne  
01327 830279

\*Ref: 1484

## Kettering

### Double-Dee Linedance Club

Dennis Sansome  
01933 396799

## Wellingborough

### Berrymoor Line Dance Club

Dennis Sansome  
01933396799

## Nottinghamshire

## Nottingham

### Jetsets Nuline Dance

Jane Middleton  
0115 930 9445

## Retford

### Julie's Loose Boots

Julie Dunn  
07866138173

## Sutton in Ashfield

### G-Force LDC

Gaye Teather  
01623 403903

## Sutton-in-Ashfield

### G-Force LDC

Gaye Teather  
01623 403903

## West Bridgeford,

## Nottingham

### Kickers And Stompers

Pat  
0115 9140673

## Powys

## Rhayader

### Rebel Raiders

Janis Watkins  
07989 654173

## Shropshire

## Bridgnorth

Karen Hadley  
07557 228586

### Silver Star LDC

Madeleine Jones  
01952 275112

## Broseley

### Rhythm & Boots

Mandy Price  
079680010293/01953 614422

## Clee Hill

Karen Hadley  
07557 228586

## Craven Arms, Ludlow

### Southern Cross

Dave Bishop  
07527264846

## Ditton Priors

Karen Hadley  
07557 228586

## Market Drayton

### 'Howes' It Start

Jayne Howes  
01630 655334

\*Ref: 2234

## Oswestry, Shrewsbury

### Dance With Sandra

Sandra Speck  
07884 180833

## Shrewsbury

### Jems & Pearls line dance

### club

Joyce Plaskett  
07951833251

\*Ref: 3502

## Telford

### Fidlinfeet LDC

Kath Fidler  
01952 933984

\*Ref: 141

## Silver Star LDC

Madeleine Jones  
01952 275112

## Wem, Preston

## Brockhurst

### Nuline Dance With Steve

### & Claire

Steve & Claire Rutter  
01939 236 773

## Whitchurch

### Whitchurch Bootscoters

Maureen Hicks  
01948 841237

## Somerset

## Bath

### Sarah's Strollers

Sarah Caldwell  
01225333023

## Burnham On Sea

### Burnham's Pride

Sue Smith  
01934 813200/07703921915

## Chard

### Country Spirit

Val  
01460 65007

## Clevedon

### Easy Strollers

Val Vella  
01275 875235

## Clevedon,

## Nailsea,Yatton

### S.M. Stompers

Sandra Moloney  
01934 835268

## East Brent

### In Line We Dance

Mat Sinyard  
07548 601518

## Edington

### In Line We Dance

Mat Sinyard  
07548 601518

## Taunton

### Laredo Line

Kathy Lucas  
01278 661409

## West Pennard, Stawell

### In Line We Dance

Mat Sinyard  
07548 601518

## Staffordshire



## Lichfield

### Circle 'S'

Sandra  
01543 304005

## Newcastle

### OK Linedancing

Sarah Barnes & Bernard  
Williams  
01782 631642

## Norton Canes

### Neville Fitzgerald

Neville Fitzgerald  
07894947334

## Rugeley

### Rugeley Rednecks

Pauline Burgess  
01889 577981

## Stafford

### Style Academy

Andrea Hulse  
01889577539

\*Ref: 3504

## Stoke-on-Trent

### Hazel's Silver Spurs

Hazel Pace  
01538 360886

## Tamworth

### Lucky Stars

Max  
01827 706116 / 07977060812

## Stirlingshire

### Grangemouth, Bo'ness,

## Polmont

### No Angels

Ann Brodie  
01506 825052

\*Ref: 213

## Suffolk

### Honington

### Mustang Sallys

Sally  
07475664848

## Newton Green

### JT Steppers

Jean Tomkins  
01787 377343

## Occold

### Monterey WDC

Melissa Hawkes  
07770 875404

## Sudbury

### JT Steppers

Jean Tomkins  
01787 377343

## Surrey

### Banstead

### Laughter Lines

Sharon Brizon  
0775 260 6417 / 01737 357978

## Camberley, Mytchett

### Evenlines

Eve Williams  
01276506505

## Guildford

### Fine Lines

Hazel Morris  
07730755203

\*Ref: 733

## Horley

### AC's

Annie Harris  
01293 820909

### Beavercreek

Chris & Roy Bevis  
01296 437501

## Tolworth, Merton,

## Morden,

## Sutton, Chessington

### HotShots Linedance Club

Janice Golding  
020 8949 3612

\*Ref: 448

## Tolworth, Surbiton

### Sundowners Linedance Club

Peter & Linda Day  
07885 543886

## Wimbledon

### HotShots Linedance Club

Janice Golding  
020 8949 3612

\*Ref: 449

## Woking

### Fine Lines

Hazel Morris  
07730755203

\*Ref: 2976

### Hang Loose

Hazel Morris  
07730 755203

\*Ref: 2975

## Woking, Sheerwater

### Fine Lines

Hazel Morris  
07730755203

\*Ref: 1394

## Sussex (East)

### Brighton Area

### Southern Stomp

Joy Ashton  
01273 587714

\*Ref: 3317

## Forest Row

### AC's

Annie Harris  
01293 820909

## Rye

### Step Up and Dance

Helen  
01797252087

\*Ref: 3215

## Staplecross

### Step Up and Dance

Helen  
01797252087

\*Ref: 3216

## Willingdon, Eastbourne

### Lone Star Liners

Ros Burtenshaw  
01323 504463

## Sussex (West)

### Ashington

### Flying High Line Dancers

Lisa Bessinger  
07984 757311

## Burgess Hill

### The Live Wire School of

### Dance - School Patron

### 'Anton du Beke'

Sarah Fenn-Tye  
01273 562996

## Clymping, Yapton,

## Littlehampton

### Dixie Belles

Jenny Bembridge  
01243 585298

## Crawley

### Beavercreek

Chris & Roy Bevis  
01293 437501

\*Ref: 2385

## Cuckfield, Haywards

## Heath

### The Live Wire School of

### Dance - School Patron

### 'Anton du Beke'

Sarah Fenn-Tye  
01273 562996

## Haywards Heath

### Join The Line

Corinne  
01444 440470/07590 256238

\*Ref: 3248

## Haywards Heath,

## Scaynes Hill,

## Lindfield

### Mags Line Dancing

Mags Atkin  
01825 765618

\*Ref: 3512

## Horsham

### Flying High Line Dancers

Lisa  
07984 757311

### Jill's Line Dancers

Jill  
01403 266625

## Reigate

### AC's

Annie Harris  
01293 820909

## Southbourne

### Sue's Linedabce Class

Sue Tibbles  
07961757429

\*Ref: 3517

## Worthing

### Route 66

Margaret Howarth  
01903 502836

### Strictly Linedance

Wendy Allen  
01903 831110

## Tayside

## Dundee

### Nuline Dance

Karen Kennedy  
07952395718

\*Ref: 3499

### The Tullideph Liners

Karen Kennedy  
07952395718

\*Ref: 739

## Tyne and Wear

## Seaton Delaval

### Seaton Delaval

Sadiha Heggernes  
07957477427

## Warwickshire

## Coventry

### Neville Fitzgerald

Neville Fitzgerald  
07894947334

## Rugby

### Julie Harris

Julie Harris  
07971590260

## West Midlands

## Darlaston, Sedgley

### Jazzbox Jacq

Jackie  
07786929498

\*Ref: 1931

## Dudley, Coseley

### Louisiana's

Steve & Lin  
07901 656043

\*Ref: 2724

## Great Barr, Sutton

## Coldfield

### Martin's Rhythmic Cowboys

Martin Blandford  
07958 228338

\*Ref: 609

## Sutton Coldfield B74

## 3HR

### J P Linedancing

Pat  
0120 308 5192

\*Ref: 3421

## Wednesfield

### Walk This Way

Michelle  
01902 250478

\*Ref: 283

## Wolverhampton

### Busy Boots Line Dance Club

Jean  
01902-593386

### Nuline Dance With Steve

### & Claire

Steve & Claire Rutter  
01939) 236 773

### Walk This Way

Michelle  
01902 250478

\*Ref: 284

## Wiltshire

## Marlborough

### Just For Fun Line Dancers

Tessa Hicks  
01672 520336

## Salisbury

### Pick And Mix

Sue Hegan  
01722326689

\*Ref: 3410

## Salisbury, Porton,

## Laverstock,

## West Grimstead

### Mulepacker CW Dance Club

Mike Sainsbury  
01722 717800

## Worcestershire

## Bromsgrove

### BJ's Busy Boots

Brenda Whipp  
01527870151

## Yorkshire (East)

## Hull

### Growler's (Willerby, Hull -

### Monday)

John or Maureen Rowell  
01723 364736

\*Ref: 1497

### Growler's (Willerby, Hull -

### Wednesday)

John or Maureen Rowell  
01723 364736

\*Ref: 2265

## Yorkshire (North)

## Northallerton

### Romanby Stompers

Alison  
07921078110

\*Ref: 1238

## Robin Hood's Bay, near

## Whitby

### Growler's (Robin Hood's

### Bay - Tuesday)

Maureen & John Rowell  
01723-364736

\*Ref: 2448

## Scarborough

### Growler's (Scarborough)

Maureen or John Rowell  
01723 364736

\*Ref: 3177

### The Wright Line

Diana Lowery  
01723-582246

\*Ref: 3206

## York

### Growler's (York - Imp/ Int)

John or Maureen Rowell  
01723 364736

\*Ref: 1620

### Renes Revellers

Rene and David Purdy  
01904 470292

## Yorkshire (South)

## Doncaster

### Bentley Silver Liners

Linda Gould  
07952200110

## Country Angels

### Fran Harper

01302 817124

## LD Line Dancing

Lynette Dias  
01302 880818

## Sheffield

### Goin` Stompin` Western

### Dancers

Margaret  
0114 2471880

## Yorkshire (West)

## Baildon, Shipley,

## Bradford

### Jeanscene

Wendy Craven  
01274 616043

\*Ref: 816

## Bradford

### Rodeo Girl Line Dancing

Donna  
01274 427042 / 07972321166

\*Ref: 445

### Texas Rose Line Dancing

Margaret Swift  
01274 581 224

\*Ref: 3507

## Dewsbury

### AppleJacks LDC

Pauline Bell  
01924 420385

## Guisely

### Rodeo Girl Line Dancing

Donna  
01274 427042 / 07972321166

\*Ref: 440

## Ilkley

### Clarke Foley Line Dancers

Darren Hodgson  
01423 561999

## Leeds



# where2dance

**FIVE MONTHS FREE ENTRY**

POSTAL OPTION for ALL

Complete this form and post to:

where2dance  
Linedancer Magazine  
Southport PR9 0QA, England



Where do you obtain your copy of Linedancer Magazine:

- Please continue my entry **unaltered**
- Please **amend** my entry as detailed below
- Please **delete** my entry
- From a shop
- From an Agent/at my class
- By post

## MY DETAILS (NOT FOR PUBLICATION)

Name .....

Address .....

Town/City .....

County/State .....

Country .....

Postcode/ZIP .....

Email .....

Telephone .....

Fax .....

Membership no./Agent no. ....

Time Out reference no. Ref: .....

## MY CLUB DETAILS FOR INCLUSION IN 'WHERE2DANCE'

Country .....

County/State .....

Club name .....

1. ....

Town/City .....

Area .....

Venue .....

2. ....

Town/City .....

Area .....

Venue .....

3. ....

Town/City .....

Area .....

Venue .....

Contact name .....

Contact email .....

Website .....

Telephone .....

## Wakefield (Horbury)

### AppleJacks LDC

Pauline Bell  
01924 420385

### Wetherby

#### Wetherby Wigglers

Viv  
Viv 07931 508444

## Belgium

## Brabant Wallon

### Limal

#### Wild Horses Country Dancers

Daniel Steenackers  
32475875905

## Canada

## Ontario

### Bronte

#### Bronte Boots 'n Spurs Line Dancing

Tammy Wyatt

## Cyprus

## Famagusta

### Paralimni

#### TJ's Linedancers

Terry and Jean Wright  
00357 23942843

## Denmark

## Soenderjylland

### Graasten

#### Greystone West

Birgit Sommerset  
0045 75654447

\*Ref: 772

## France

## Pyrénées (65)

### Hautes

#### Juillan Pyrenees Country

Juillan  
00336 84 48 91 65

## Val de Marne

#### Fontenay sous Bois SDCF

Olga Begin  
0033614204416

\*Ref: 2821

## Germany

## Bayern

### München

#### Get In Line

Rainer Junck  
49 171 336 94 64

## Berlin

#### Berlin-Hellersdorf

#### Berlin Line-Fire

Ronnie Grabs  
0049-160-93240146

## Schleswig Holstein

### Henstedt-Ulzburg

#### TSV Line Dance City

#### Stompers e.V.

Dirk Leibing  
0049-4193-892903

## Ireland

## Cork

### Cork

#### Texas Twisters

Helen Conroy  
08686 63696

## Netherlands

## Noord Brabant

### Gemert

#### Pirates Of Dance

Jan van den Hoogen  
0031637617594

## Norway

## Vestfold

### Sandefjord

#### Framnes Linedancers

Sandra Hillidge  
004741659195

## South Africa

### Cape Town

#### Bergvliet Cape Town South Africa

Debbi  
076 024 2822

## Cape Town

#### Goodwood and Boston

#### LA Line Dancers

Laura A Seifart  
27 82 430 9147

## Durban

### Durban

#### Fuso Danse Studios

Taren Gaia  
27 74 187 5798

## Spain

## Alicante

### Benidorm

#### Paula Baines

Paula Baines Hotel Riviera  
0034 648840899

### Rojales

#### The Dance Ranch

Sue Briffa  
00 34 966712837

### Torrevieja

#### Debbies Dancing

Debbie Ellis  
0034 966 785 651

\*Ref: 2796

## Almeria

### Albox

#### Line Dancing with Carrie

#### Ann

Carrie Ann  
0034 627 279 584

### La Alfoquia

#### Almeria Line Dancers

Julie  
0034 634304625

## Costa Blanca

### Denia, Pedreguer

#### Denia Linedancers

Chris Cleminson  
0034 966456953

## Costa del Sol

### Calahonda, Mijas Costa

#### RT's Linedance Club

Bob Horan  
(0034) 95 293 1754 Mobile.  
(0034) 697 44 1313

\*Ref: 2093

### Fuengirola

#### Alive & Kickin

Jennifer  
0034663516654

#### Mississippi Coasters

Bob  
0034 697 44 1313 or 0034 95  
293 1754

\*Ref: 233

## Girona

### Palafrugell, Camplong

#### Ball's Country

Rafel and Ariadna Corbi  
0034 667 04 64 34 / 0034 630  
15 02 11

## Sweden

## Västergötland

### Gothenburg

#### Line Up 4 Dance

Suzanne Borgström  
0046-732419821

## United States

## Florida

### Jacksonville/Orange

#### Park

#### (Clay)

#### Silverado Night Club

Joe Wiggins  
(904) 579-4731

## NC

### Waxhaw

#### Waxhaw Line Dancers

Karen Wylde  
704-559-9808



# A BONNY WEEKEND



Didn't they have a lovely time with Madeleine and Laura? Of course they did! Here's *David Morgan's* report on a real fun weekend of Line dance in Scotland.



Excited? You bet. Like kids in a candy shop. Debbie and I with our good friend Valerie, set off to bonny Scotland for a fun weekend of dance held on 19-21 June this year. And yes, no children with us for once, courtesy of the grandparents.

After a leisurely drive we arrived at our venue, The Richmond Park Hotel, Bo'ness. Greeted by one of our hosts Laura Wishart, we were soon checked in and personally shown to our room which overlooked some beautiful views over the River Forth. We were really impressed with this venue, staff and facilities. A great choice.

We spent the afternoon exploring the hotel and met up with friends old and new, with many travelling from Germany and Scandinavia, for a couple of drinks in the bar before our evening

of social dancing with the guest DJ Ronnie Harrison.

Our hosts Madeleine Murray and Laura Wishart welcomed us all and introduced us to our choreographers for the weekend. There was Guyton Mundy from Florida USA, Scotland's very own Linda McCormack. CountryVive's Paul Culshaw, David Ian Blakeley and Debbie Rushton who graciously stepped in at very short notice. Ronnie played a great mix of the latest and greatest, keeping the floor going to the wee small hours. Linda McCormack taught a great fun contra dance Need You Tonight and dancing finished at 1.15pm.

Workshops on Saturday got under way at 10.30am with Guyton taking the lead with 'Take Me To Church'. Next was Paul and David with 'Make Me Move' and 'Filthy Love'. Debbie Rushton

followed with her new waltz 'Fall For You'. Linda was up next with 'Worth It' co choreographed with Maddison Glover from Australia. Last but not least the G Man was back teaching us 'See You Again'. Something to keep everyone entertained. We loved Debbie Rushton's waltz and a huge credit must go to her for pulling out all the stops to be there this weekend and choreographing a great dance in such a short space of time.

The theme for the evening was Tartan. Many made a very special effort in traditional costume and the evening kicked off with some traditional Scottish country music and dancing. Back to social dancing before we were treated to a demonstration by the Superheroes in Scotland AKA Guyton, Linda, Paul, David and Debbie all wearing traditional regalia.





Ronnie then played a great mix of all the latest chart toppers and all time classics and everybody there was catered for. The DJ's task is always a tough one and Ronnie did a grand job all evening into Sunday's early hours. The weekend can be summed up in three words. Brilliant party atmosphere. Line dancers certainly know how to enjoy themselves.

Sunday morning and Linda was first up teaching a dance called 'Taking Back What's Mine' choreographed by Brenna Stith from the United States. A phrased high intermediate dance.

Next up were the 'boys' Paul and David with their new Nightclub Two Step 'State Lines' to a beautiful track by The Shires which I had hoped somebody would choreograph to. Debbie taught 'Baby Get Down'. Interestingly when

the music came on it was instantly familiar and I realised I had taught a dance years ago by Rob Fowler (Love Your Flavour) to the same track. Both great dances so it's your choice.

Back with Linda with 'How Will I Know' co choreographed with Rachael McEnaney White. I had previously learned this dance back in February at Paul O'Connor's all day workshop. It's a 32 count, 4 Wall Advanced dance to the fabulous track by Sam Smith. Last but certainly not least Guyton finished the workshops with one of his classic dances co choreographed with Rob Glover, 'How Kud U?'

Sadly it was time for the weekend to close and Guyton made his announcement that he was retiring from the Line dance world. He will be honouring all his current bookings

but after that he will be concentrating on other ventures. We will miss his creative choreography very much but we wish him well for the future.

All that's left to be said is a huge thank you to Madeleine and Laura for a first class fun weekend. They truly went the extra mile to ensure that everyone had the best time and catered for everybody's needs. If you fancy being part of the next fabulous weekend the dates for your diary are 23-25 June 2017.

So we did have our fun and our next stop was to rescue the grandparents from the kids.

*Dove*



# The Last Line



Imagine the scene. There you are, laptop on your knees. You've got your cuppa next to you, cat is asleep by your side, radio gently humming in the background. Relaxed, happy, looking forward to the class later.

What you now must do is look for an interesting dance for tonight and Doreen has just rung you to say the latest choreography by your favourite multi Crystal Boot awardee, international choreographer is a cracker. She's given you the title. Let's have a peep.

You go to your favourite site (of course!) [www.linedancerweb.com](http://www.linedancerweb.com) and type the title in the search box. "Why do you never say yes". The reply comes soon enough. Sorry...no results. Hey? You double check your spelling, yes it all looks okay.... But just in case you retype the title slower this time. Maybe you missed a letter after all.

Why do you never say yes

No result

Why do you never say yes?

No result

Why do u never say yes?

No result

The coffee is getting cold by your side, you are getting hotter. The cat feels your restlessness and looks at you stretching uneasily, the radio babbles on and gets on your nerves . You sigh. You have been there many times before. Another case of abbreviation and mad punctuation. But you are determined so you start again.

Why do u never say yes???

No results

Why do u.... you are getting mad now.

You ring Doreen. She's out. You look on Google. Why do you never say yes by your favourite choreographer. Nope, nada, nothing, rien de rien, niet.

It now becomes a battle of will. Doreen suggested the song is by someone called Black Wonder featuring Snotty Dog Dog and BullMastiff. You enter the artists (?) name in the advanced search box. Still nothing, nope, nada, niet. You will of course realise later you did not stand a chance anyway because the song's artists was in fact Small Wander featuring Kosea and latest USA rapper MarsBar.

You finally give up. And when you get to class, armed with your mobile phone so you can look the pesky script up, Doreen types in Why do u nevah say yessss?!?! and woops, there it is. You sit down and begin to cry silently.

Okay, okay so I exaggerate. But not by much. I do realise that we are all cool dudes and hip queens out there but eh... don't we all sometimes wish that "?! " and assorted signs and abbreviations were a forbidden thing in dance titles. It makes script searching more than a challenge at times.

Naming a dance is one of the most difficult things on earth but making it hard for anyone may very well result in a dance not "making it". So on behalf of dancers everywhere, can I ask for words like "you" not to become "U", that "great "should never become "gr8 "and that six exclamation marks are never ever ever needed. As a matter of fact don't EVER include any punctuation in titles. Search engines don't like them, dancers don't like them.

For a dance to be successful it must be danced by many. And many don't have the latest street dictionary at their fingertips nor do many find texting a thing of beauty. So talented choreographers everywhere please make our life on the dance floors of the world easier. I promise you will be rewarded!

# A brand new online experience

YOUR FULLY INTERACTIVE LINE DANCE WORLD  
with more content than any other dedicated website

## TOTALLY NEW

Our unique **WIKIDANCE**  
.... a new development for  
YOU to get involved on how  
Line dance evolves

CLICK: **RED**  
... it's all  
about the  
dance...

from  
scripts  
to choreographers,  
videos, new  
arrivals and  
reviews

Your quick  
link to CBA  
and LDF

CLICK: **ORANGE** ... it's all  
about dance news... from  
profiles to events plus blogs  
and music artists to grapevine  
and 'people' stories

CLICK: **BLUE**  
... it's all about dance charts ...  
from the all the important most viewed,  
most danced and most taught Top 50  
charts, charts by level and teaching  
surveys ... it is also where to  
vote!

## TOTALLY NEW

Extensive **BEGINNERS**  
section with everything you'll  
need to get you confident on the  
dance floor ... step videos and  
fantastic beginner stepsheets

Be part of the  
biggest and  
best online  
community

CLICK:  
**GREEN**

... it's all about  
Line dance clubs  
and where to dance  
around the world!

**AND IT'S ALL FREE!**

Just register and let the fun begin ...

[www.linedancerweb.com](http://www.linedancerweb.com)



# Kings Hill DANCE HOLIDAYS

# LINE DANCE HOLIDAYS

Voted  
**THE Dancers' Choice**

in the 2013 Crystal Boot awards  
Serving Line Dancers since 2000

Experienced and trusted by thousands of dancers



Prices start at only £99

## LYTHAM LUXURY LINE-UP £165

3 days/2 nights Inn on the Prom

Artistes: **CALICO** (Sat)

Instruction and Disco:

**PHIL 'THE FLOOR' PARTRIDGE**

Starts: Fri 7 August Finishes: Sun 9 August 2015



## HARROGATE BANK HOLIDAY HIGHLIGHT from £155

3 days/2 nights Cairn Hotel Single Supplement £26

Artistes: **PAUL BAILEY** (Sat) **STREAMLINE** (Sun)

Instruction and Disco: **ROBERT LINDSAY**

Starts: Saturday 29 August

Finishes: Monday 31 August 2015



3 ROOMS LEFT



## SOUTHPORT SENSATIONS 3 days/2 nights Prince of Wales Hotel



Artistes: **WARREN CONWAY** (Fri)

**DOUBLE TROUBLE** (Sat)

Instruction and Disco:

**GARY LAFFERTY**

Starts: Fri 17 July

Finishes: Sun 19 July 2015

£147



Artistes: **RICHARD PALMER** (Fri)

**PAUL BAILEY** (Sat)

Instruction and Disco:

**KATE SALA**

with **DEE MUSK**

Starts: Fri 18 Sept

Finishes: Sun 20 Sept 2015

£169



## CARLISLE CANTER £133

3 days/2 nights Crown & Mitre Hotel

Artistes: **TREY JACKSON** (Fri) **STILLWATER** (Sat)

Instruction and Disco: **ALAN BIRCHALL**

Starts: Friday 11 September

Finishes: Sunday 13 September 2015



LIMITED PLACES



## FLEETWOOD FLYER £129

3 days/2 nights North Euston Hotel

Artiste: **JOHNNY HOLLAND** (Sat)

Instruction and Disco: **ADRIAN CHURM**

Starts: Friday 18 September

Finishes: Sunday 20 September 2015



5 ROOMS LEFT



## CAERNARFON CLASSIC £139

3 days/2 nights Celtic Royal Hotel

Artiste: **MELISSA GOLD** (Sat)

Instruction and Disco:

**YVONNE ANDERSON**

Starts: Fri 16 October Finishes: Sun 18 October 2015



## SKEGNESS SKIP £129

3 days/2 nights

Grosvenor House Hotel

Instruction and Disco:

**STEVE MASON**

CD ONLY

Starts: Fri 16 October

Finishes: Sun 18 October 2015



## FOLKESTONE HALLOWEEN FROLIC £99

3 days/2 nights

Southcliff Hotel

Instruction and Disco:

**LOIS LIGHTFOOT**

Artistes: **CHEYENNE** (Sat)

Starts: Fri 30 October

Finishes: Sun 1 November 2015



## The Fantastic NORBRECK CASTLE HOTEL BLACKPOOL

### THE ILLUMINATIONS BLOCKBUSTER

3 days/2 nights £115 Self Drive £155 By Coach

Theme: **SPOOKY SPECTACULAR**

Artistes: Fri: **WARREN CONWAY** Sat: **NANCY ANN LEE**

Instruction and Disco: **SANDRA SPECK**

Friday 9 October to Sunday 11 October 2015

### GRAND RETIREMENT CRACKER

3 days/2 nights £115 Self Drive £155 By Coach

Theme: **CHRISTMAS OR OLD AGE!!**

Artistes: Fri: **PAUL BAILEY** Sat: **MAGILL**

Instruction and Disco: **KATE SALA** with **DEE MUSK**

Friday 20 November to Sunday 22 November 2015

Single Room Supplement £10

LIMITED PLACES

FOR MORE HOLIDAYS SEE OUR 2015 BROCHURE OR WEBSITE  
**2016 BROCHURE OUT SOON!**

To make a booking telephone:

**01405 704652**

or visit our NEW user friendly website:

**www.kingshillholidays.com**

**GROUPS WELCOME** We offer generous discounts for groups starting from as few as 10 people on any of our advertised holidays. We are also happy to supply competitively priced coaching from anywhere in Britain for parties of 35 or more. As we understand that it takes time to gather your group together, we will always agree convenient dates for the payment of deposits and release of unsold accommodation. If you want a date or destination not featured in our brochure, just give us a call as we are pleased to "tailor make" additional holidays.

\* Accommodation in hotels in rooms with private facilities (except where stated otherwise) \* Dinner, Bed and Breakfast for the number of nights shown (except where stated otherwise)

\* Dancing each evening from 8.00pm to midnight \* Workshop on one morning and instruction and dancing on the following morning

\* Live bands are featured on many holidays \* All holidays are self drive unless stated otherwise